



MEASURING TOOLS





LASER LEVELS & DETECTORS

THE SMART CHOICE FOR PROFESSIONAL CONTRACTORS



ABOUT US

Kapro is a leading manufacturer and developer of innovative hand tools for the professional and DIY markets.

We make the industry's finest quality spirit levels, laser levels and layout & marking tools.

Kapro has built a reputation as the industry's foremost innovator with over more than 100 patents worldwide, covering a comprehensive range of professional applications.

GLOBAL DISTRIBUTION NETWORK

Kapro is a major global player with headquarters in Kadarim, Israel and facilities in China and the USA, all wholly owned by Kapro Industries. Our partners' distribution network has created a leading market presence in over 70 countries throughout Europe, America, Asia, Australasia and Africa.

INNOVATION & DESIGN

Kapro's R&D team has revolutionized layout & measuring tool designing giving the market some of its most ground-breaking features:

The invention of the **Plumb Site® Dual-view™** changed level design forever: the only level feature in the market providing a frontal view of the plumb vial, eliminating parallax error as well as neck and back strain due to vertical plumb jobs.

The introduction of the **Optivision® Red** feature set a whole new standard in vial visibility by creating a strong color definition around the spirit levels' bubble; the clearest, most visible vial on the market today.

In addition to these market-changing features, Kapro develops tools especially designed for different professions such as drywall installation, plumbing and electrical work.

In the laser department, our **patented strong folding legs** for angle mounting and height adjustment with anti-slip grips has made positioning easier and faster.

Kapro's impressive line of powerful Prolaser® levels with multiple combination sets offers customers a staggering array of choices.

Kapro listens, making it the smartest choice in tools.

QUALITY

Kapro is dedicated to excellence in every aspect of development: production, distribution, sales and marketing.

We use only the highest quality materials and components; from the strongest yet lightest steel and aluminum spirit levels to the most advanced, reliable modules in laser levels.

Kapro is the only level manufacturer in the world to carry the prestigious VPA mark of quality and all our manufacturing facilities are certified compliant with ISO Standards 9001, 14001 and SA8000. All Kapro lasers and electronic products carry FDA and CE certification, comply with RoHS, WEEE and REACH regulations.

Beyond all certifications, Kapro has strict testing standards to which all our products are submitted, to insuring the highest accuracy in the market .

The Kapro brand represents high quality tools with innovative designs.

SERVICE & VALUE

The Kapro team has a culture of service; producing high quality marketing and advertising materials, maintaining a strong web presence and above all, consistently availing ourselves to our customers and responding to their needs.

The Kapro team offers outstanding customer service and high quality, innovative products with added value.

KAPRO TOOLS WITH VISION™

CONTENTS

| | |
|--------------------------------|----|
| ▶ GREEN –ROTARY LASERS | 6 |
| ▶ GREEN –CROSS LASERS | 8 |
| ▶ GREEN –5 DOT LASERS | 26 |
| ▶ RED –ROTARY LASERS | 28 |
| ▶ RED –CROSS LASERS | 30 |
| ▶ RED –5 DOT LASERS | 48 |
| ▶ INSPECTION TOOLS | 50 |
| ▶ LASER DISTANCE MEASURE | 54 |
| ▶ MISC. LASERS | 56 |
| ▶ LASER ACCESSORIES | 59 |

8991G PROLASER® SELF-LEVELING ROTA-LINE

IP65
WATER & DUST
RESISTANT

Protective shock absorbing cover

Rotating head

Laser window

Carring handle

Control panel

5.7" (14.5cm)
7.3" (20.6cm)

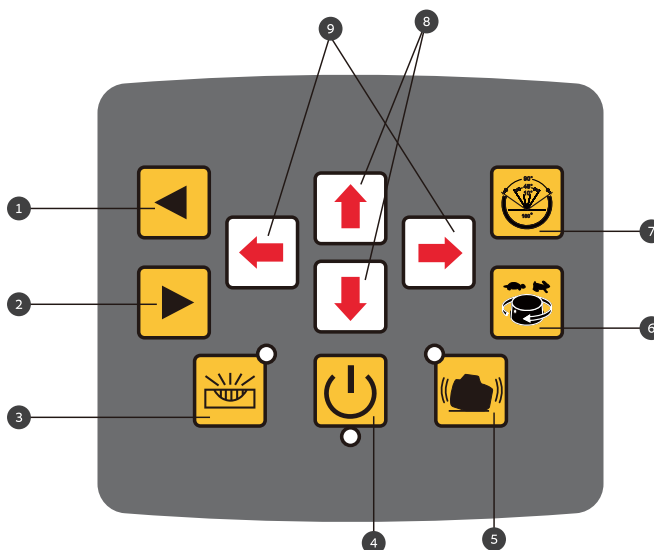


90° Mounting Thread

Tripod Thread 5/8"

Control panel

1. Rotation left
2. Rotation right
3. Manual/Auto (in manual mode the self leveling is disabled)
4. Power On/Off
5. Automatic drift system
6. Rotation Speed Control
7. Direction Scanning
8. Y-AXIS
9. X-AXIS





INDOOR OUTDOOR AND TILT MODE

- Horizontal or vertical 360° green rotating beam
- Plumb Down and Plumb Up points
- Five variable speeds (0, 60, 120, 300 & 600 rpm)
- Six scan modes create visible laser line
- IP65
- Laser range:
 - Indoor: 165' (50m)
 - Outdoor with detector: 980' (300m)
- Accuracy: 0.0001"/" (0.1mm/m)
- Electronic self-leveling range of $\pm 5^\circ$
- Manual leveling for marking slopes of up to $\pm 5^\circ$ in both X and Y planes
- "Out of range" indicator
- Tripod ready: 5/8" thread downward & 90°

Includes

- Remote control, laser detector, green BeamFinder™ glasses, rechargeable batteries, battery charger–AC/DC converter and a shockproof case

Applications

- Laying foundations
- Wall, fence and deck construction
- Laying water and sewage lines
- Drywall, partitions and acoustic ceilings installations



For laser
detector

For remote
control




884G PROLASER® 4D XTRA GREEN

Electronic 4D laser with Extra 360° Horizontal Ground Green Beam



IP54
WATER & DUST
RESISTANT



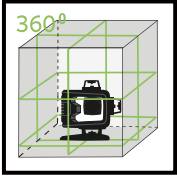
Tripod
Thread
1/4"



Hard carry case, 2 x rechargeable lithium-ion batteries, battery charger, Multifunctional magnetic wall bracket, green beamfinder™ glasses, elevating platform, laser target



894-04G Detector
For outdoor work (sold separately)



INDOOR OUTDOOR AND TILT MODE


- Two 360° horizontal beams
- Two 360° vertical beams
- Indoor range : 30m / 100ft
- Outdoor range: 70m / 230ft (with detector)
- Accuracy: $\pm 0.15\text{mm/m}$ ($\pm 0.00015\text{in/in}$)
- Self leveling up to 4°
- Manual mode for angular layout/ tilted marking
- Pulse Mode
- Tripod ready 1/4" & 5/8" thread

Includes

- 2 X Rechargeable Li – Ion batteries
- Charger
- Multifunctional Magnetic Wall Bracket
- Beamfinder™ glasses
- Elevating platform
- Target
- Hard carry case

Application

- Setting floor & wall tiles
- Drywall installation & hanging acoustic ceilings
- Framing & aligning windows & doors
- Leveling electrical outlets , plumbing & studs
- Right angle layout for floors,fences ,gates, decks, pergolas, gazebos
- Slope leveling for stairs , rails & roofs



883G PROLASER® 3D ALL-LINES - GREEN

360° beams in every direction - Indoor & Outdoor Use

IP65
WATER & DUST
RESISTANT

Forward vertical
laser beam
window 360°


Horizontal laser beam window 360°

Tripod
thread 5/8"

Side vertical
laser beam
window 360°



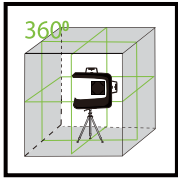
Tripod
thread
1/4"



Hard carry case, multi-functional magnetic mount, laser target
green Beamfinder™ glasses, battery charger and lithium-ion battery



894-04G Detector
For outdoor work (sold separately)



INDOOR OUTDOOR AND TILT MODE

- Three 360° Green laser beams, including:
 - Horizontal
 - Side vertical
 - Forward vertical
- Laser range:
 - Indoor: 100' (30.50m)
 - Outdoor with detector: 230' (70m)
- Accuracy: 0.0002"/" (0.2mm/m)
- Automatic self-leveling up to $\pm 3^\circ$
- Manual mode for tilted marking
- Pulse mode
- Tripod ready: 1/4" & 5/8" thread

Includes

- Lithium-ion battery, battery charger, green Beamfinder™ glasses, laser target, multi-functional magnetic mount and hard carry case.

Applications

- Accurately laying out right angles for flooring, drywall installation and deck construction
- Leveling slopes (manual mode)
- Acoustic ceiling installations
- Framing and aligning windows and doors



Lithium battery



4 AA

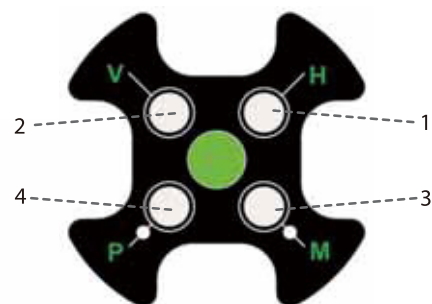
Included



875G PROLASER® ALL-LINES GREEN

The Indoor/Outdoor 6 Beam Laser

1. Horizontal line button
2. Vertical lines button
3. Manual mode button
4. Pulse/ Outdoor Mode



Surface level

Keypad

Vertical laser output window x4

Horizontal laser output window


Gradated scale

Adjustable support legs



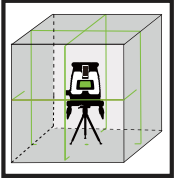
Tripod thread 5/8"

Fine adjustment knob



894-04G
Laser Detector

For outdoor work (sold separately)



INDOOR OUTDOOR AND TILT MODE

- 6 Green laser beams, including:
 - 1 Horizontal
 - 4 Vertical (with a 90° intersection on the ceiling)
 - 1 Plumb dot
- Laser range:
 - Indoor: 100' (30m)
 - Outdoor with detector: 200' (60m)
- Accuracy: 0.0002"/" (0.2mm/m)
- Self-leveling range $\pm 2.5^\circ$
- Manual mode for tilted marking
- Visual and audible "Out of level" warning
- Rechargeable Lithium battery
- USB connector for battery charging
- Fine adjustment knob
- Tripod ready: 5/8" thread

Includes

- Beamfinder™ glasses, laser target, rechargeable lithium battery and soft carry case

Applications

- Setting floor and wall tiles
- Drywall, deck & acoustic ceiling installation
- Framing and aligning windows and doors

Option

With tripod and hard carry case (875GS)



X2

Lithium battery



962G PROLASER® MULTIBEAM ORBITAL LASER-GREEN

The Indoor/Outdoor Green beam laser level

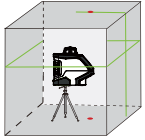
IP65
WATER & DUST
RESISTANT



841
5/8" Thread



894-04G Detector
For outdoor work (sold separately)



INDOOR OUTDOOR AND TILT MODE

- Multibeam GREEN laser including :
 - 1x Horizontal Orbital Beam
 - 1 x Vertical Beam
 - Plumbdot up & down
- Laser range:
 - Indoor : 30m (100')
 - Outdoor with detector : 60m (200')
- Accuracy : 0.3mm/m (0.0003"/")
- Self Leveling +/- 3°
- Visual "Out of Level" warning
- Manual Mode for Angular layout
- Shock resistant rubber molded casing
- 1/4" Tripod thread

Includes

- Multi-functional magnetic mount, batteries, hard carry case, target

Applications

- Tiling
- Drywall & acoustic ceiling installation
- Framing and aligning windows & doors

Options

- 962GB with soft bag & Beamfinder
- 962GS with pouch & tripod



870G VHX PROLASER® VIP

The indoor/outdoor shielded cross line laser

IP65
WATER & DUST
RESISTANT

Manual Mode



Beam Selector



Pulse/ Outdoor Mode



Keypad

Shock resistant
rubber casing

Laser projector
window
Horizontal & Vertical



Tripod
thread
1/4"



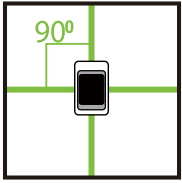
841
5/8" Thread



On/Off switch &
Lock mechanism



894-04G
Laser Detector
For outdoor work (sold separately)



INDOOR OUTDOOR AND TILT MODE

Features:

- Green horizontal and vertical cross lines at 90°
- Indoor laser range 100' (30m)
- Outdoor laser range 200' (60m) with detector
- Accuracy: $\pm 0.0002''/''$ (0.2mm/m)
- Self-leveling range: $\pm 3^\circ$
- Manual mode
- Audio & visible "Out of level" warning
- Pulse mode
- Water and dust proof (IP65)
- Protective rubber over molded casing
- Tripod-ready: 1/4" thread

Includes:

- Laser target, universal wall mount (886-23), tripod adaptor for 5/8" thread (841) batteries and a soft carry bag

Applications

- Tiling
- Deck installation and exterior layout
- Door and window installation

Options

- Lightweight tripod (886-28)
- Green Laser detector (894-04G)



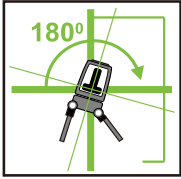
873G PROLASER® GREEN VECTOR

The green genie in your toolbox, the superior advantage

Patented



894-04G
Laser Detector
For outdoor work (sold separately)



INDOOR OUTDOOR AND TILT MODE

- 3 Green laser beams, including:
 - 1 Horizontal
 - 2 Vertical (with a 90° intersection)
- Laser range:
 - Indoor: 100' (30m)
 - Outdoor with detector: 200' (60m)
- Accuracy: 0.0002"/" (0.2mm/m)
- Self-leveling range $\pm 3^\circ$
- Manual mode for angular layout/ tilted marking
- Visual and audible "Out of level" warning
- Strong folding legs for angle mounting
- Shock resistant rubber casing
- Tripod ready: 1/4" thread

Applications

- Aligning tiles, cabinets, borders, moldings and trims
- Door and window installation
- All types of DIY jobs, including hanging shelves, pictures and more

Options

- Laser with 10.5' (3.2m) pole tripod (873GS)
- Laser with wall mount (873GL)



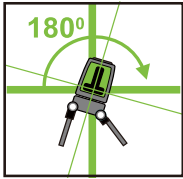
873G SET (873GS)

Laser with pole tripod
up to 10.5' (3.2m)

872G PROLASER® PLUS GREEN

Free standing green cross-laser





INDOOR AND TILT MODE

- Intersecting green horizontal and vertical beams at 90°
- Laser range:
 - Indoor: 100' (30m)
 - Outdoor with detector: 200' (60m)
- Accuracy: 0.0002"/" (0.2mm/m)
- Self-leveling range $\pm 3^\circ$
- Manual mode for angular layout/ tilted marking
- Visual and audible "Out of level" warning
- Strong folding legs for angle mounting
- Shock resistant rubber casing
- Tripod ready: 1/4" thread

Includes

- Pouch and tripod adaptor for 5/8" thread (841)

Applications

- Aligning tiles, cabinets, borders, moldings and trims
- Door and window installation
- All types of DIY jobs, including hanging shelves, pictures and more

Options

- Laser with 4.2' tripod (872GS)
- Laser with wall mount (872GL)



872G SET (872GS)

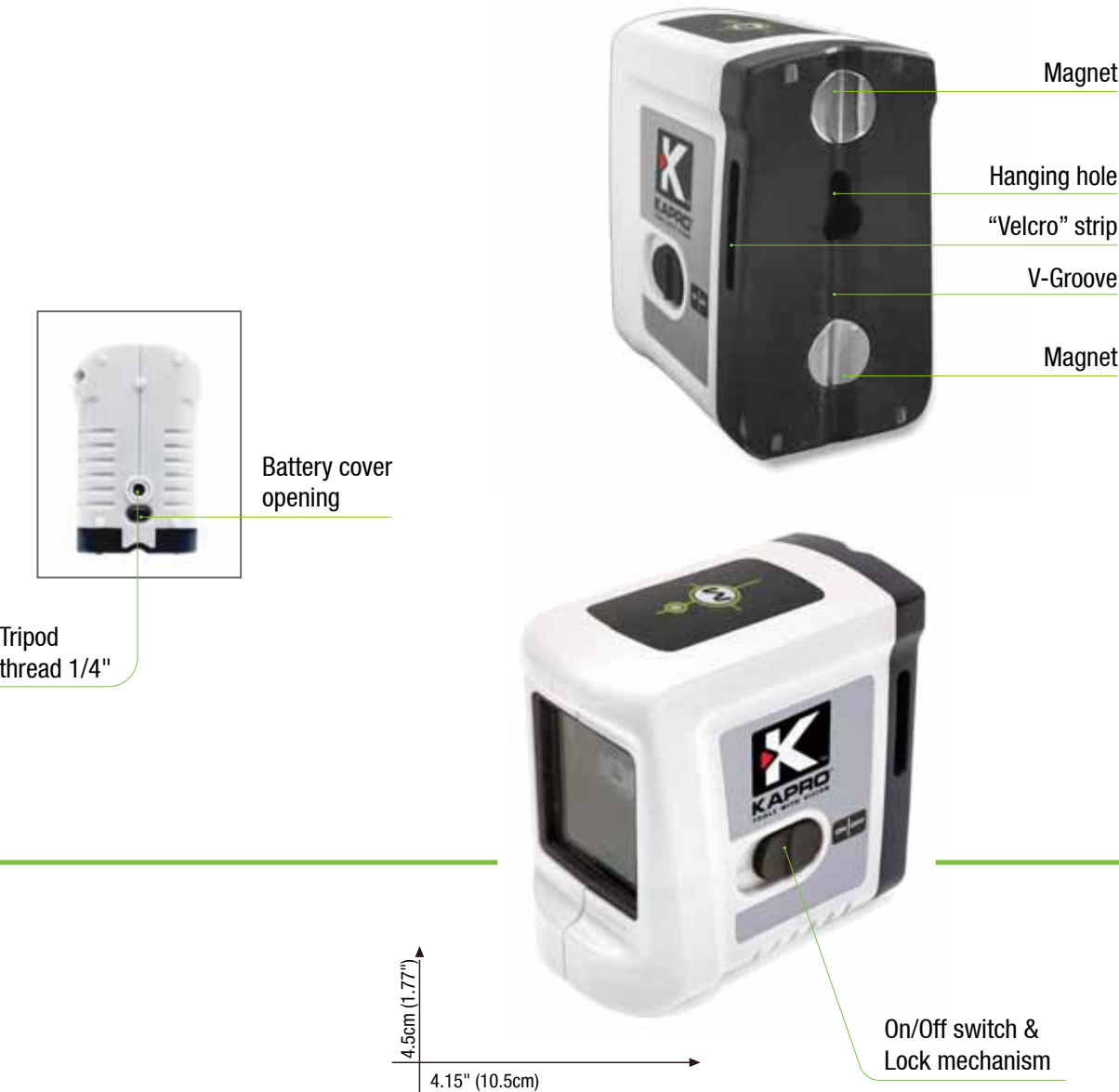
Laser with Tripod 4.2' (1.3m)

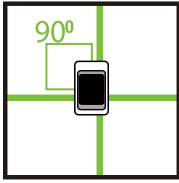


841
5/8" Thread

862G PROLASER® CROSS LINE LASER

Indoor green cross-line laser





INDOOR AND TILT MODE

- Green cross beams
- Indoor laser range: 65' (20m)
- Accuracy: 0.0004"/" (0.4mm/m)
- Self-leveling range $\pm 3^\circ$
- Manual mode for angular layout/ tilted marking
- Visual "Out of level" warning
- Tripod ready: 1/4" thread
- V-groove
- Rare earth magnets
- "Velcro" strip
- Hanging hole

Includes

- Soft carry case

Applications

- Tiling
- Laying cabinets
- Hanging curtains
- Many types of decorative work

Option

- Laser with 4.2' tripod (862GS)



**862G SET
(862GS)**
Laser with tripod
4.2' (1.3m)

842G PROLASER® BAMBINO

Compact Cross Line Laser

Operation LED Indicator

Manual Mode button

Laser Output Window

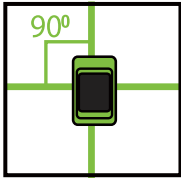
On/Off switch &
Lock mechanism

3" (7.6 cm) X 2.6" (6.5cm)
2" (5cm)



Tripod Thread 1/4"





INDOOR AND TILT MODE

- Green vertical & horizontal cross beams
- Indoor laser range 50' (15m)
- Accuracy $\pm 0.0004"/" (\pm 0.4\text{mm/m})$
- Self-leveling $\pm 3^\circ$
- Manual mode
- Visible "out of level" warning
- Tripod -ready: 1/4" thread

Fields Of Application

- Aligning shelves, pictures, curtains
- Interior design
- Aligning electrical sockets
- Door & window installation

Advantage

- Compact, fits in your toolbox
- User friendly

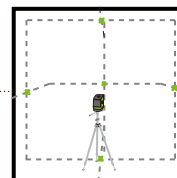
Option

Laser with mini tripod (842GS)



896G PROLASER® 5-DOT

Self-leveling laser pointer




INDOOR
OUTDOOR
AND TILT
MODE



- 5 highly visible green laser dots:
 - 3 level dots at 90° angles & plumb up and down
- Small cross projected at each laser dot
- Tough rubber overlay
- Laser range:
 - Indoor: 65' (20m)
 - Outdoor with detector: 165' (50m)
- Self-leveling range $\pm 3^\circ$
- Accuracy $\pm 4^\circ$
- 1/4" and 5/8" threads

Includes

- Magnetic multi-functional base
- Laser target
- Soft carry case
- 2AA batteries
- "Velcro" straps





8991 PROLASER® SELF-LEVELING ROTA-LINE

IP65
WATER & DUST
RESISTANT

Protective shock absorbing cover

Rotating head

Laser window

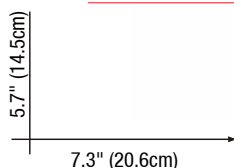
Carring handle

Control panel



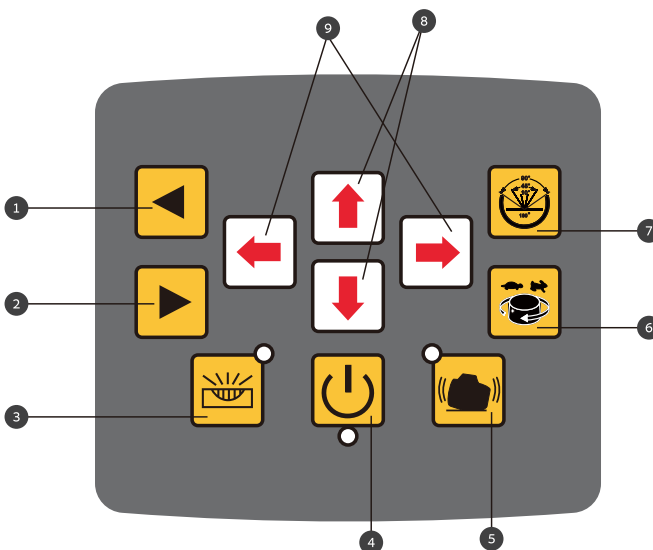
90° Mounting Thread

Tripod Thread 5/8"



Control panel

1. Rotation left
2. Rotation right
3. Manual/Auto (in manual mode the self leveling is disabled)
4. Power On/Off
5. Automatic drift system
6. Rotation Speed Control
7. Direction Scanning
8. Y-AXIS
9. X-AXIS



**360°**

INDOOR OUTDOOR AND TILT MODE

- Horizontal or vertical 360° red rotating beam
- Plumb Down and Plumb Up points
- Five variable speeds (0, 60, 120, 300 & 600 rpm)
- Six scan modes create visible laser line
- IP65
- Laser range:
 - Indoor: 165' (50m)
 - Outdoor with detector: 980' (300m)
- Accuracy: 0.0001"/" (0.1mm/m)
- Electronic self-leveling range of $\pm 5^\circ$
- Manual leveling for marking slopes of up to $\pm 5^\circ$ in both X and Y planes
- "Out of range" indicator
- Tripod ready: 5/8" thread downward & 90°

Includes

- Remote control, laser detector, red BeamFinder™ glasses, rechargeable batteries, battery charger-AC/DC converter and a shockproof case

Applications

- Laying foundations
- Wall, fence and deck construction
- Laying water and sewage lines
- Drywall, partitions and acoustic ceilings installations

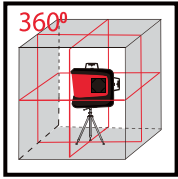
For laser
detectorFor remote
control

883N PROLASER® 3D ALL-LINES

360° Beams in every direction - Indoor & Outdoor Use

IP65
WATER & DUST
RESISTANT





INDOOR OUTDOOR AND TILT MODE

- Three 360° Red laser beams, including:
 - Horizontal
 - Side vertical
 - Forward vertical
- Laser range:
 - Indoor: 100' (30.5m)
 - Outdoor with detector: 200' (61m)
- Accuracy: 0.0002"/" (0.2mm/m)
- Automatic self-leveling up to $\pm 3^\circ$
- Manual mode for tilted marking
- Pulse mode
- Tripod ready: 1/4" & 5/8" thread

Includes

- Multi-functional magnetic mount, laser target and hard carry case

Applications

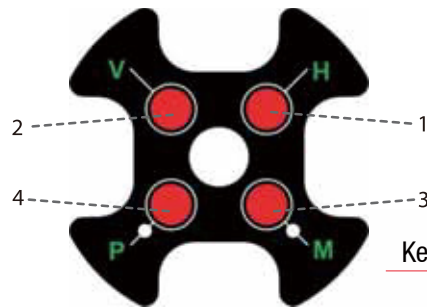
- Accurately laying out right angles for flooring, drywall installation and deck construction
- Leveling slopes (manual mode)
- Acoustic ceiling installations
- Framing and aligning windows and doors

Options

- 883B with softbag (no wall mount & ceiling clamp)
- 883H with hard case



875 PROLASER® ALL-LINES



1. Horizontal line button
2. Vertical lines button
3. Manual mode button
4. Pulse/ Outdoor Mode

Vertical laser output window x4

Horizontal laser output window

Gradated scale

Adjustable support legs

Surface level

Keypad

KAPRO

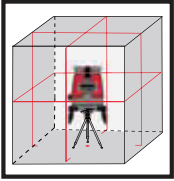


Tripod thread 5/8"

Fine adjustment knob



894-04
Laser Detector
For outdoor work (sold separately)



INDOOR OUTDOOR AND TILT MODE

- 6 Red laser beams, including:
 - 1 Horizontal
 - 4 Vertical (with a 90° intersection on the ceiling)
 - 1 Plumb dot
- Laser range:
 - Indoor: 100' (30m)
 - Outdoor with detector: 165' (50m)
- Accuracy: 0.0002"/" (0.2mm/m)
- Self-leveling range $\pm 2.5^\circ$
- Manual mode for tilted marking
- Visual and audible "Out of level" warning
- Rechargeable Lithium battery
- USB connector for battery charging
- Fine adjustment knob
- Tripod ready: 5/8" thread

Includes

- Beamfinder™ glasses, laser target, rechargeable lithium battery and soft carry case

Applications

- Setting floor and wall tiles
- Drywall, deck & acoustic ceiling installation
- Framing and aligning windows and doors

Option

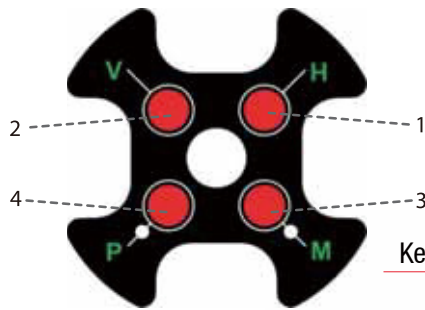
- With tripod & hard carry case (875S)



875 SET (875S)

875 HYBRID PROLASER® ALL-LINES

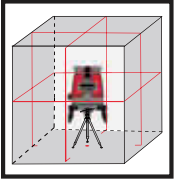
The Indoor/Outdoor 6 beam Laser –Dual Colour Beams



1. Horizontal line button
2. Vertical lines button
3. Manual mode button
4. Pulse/ Outdoor Mode



894-04
Laser Detector
For outdoor work (sold separately)



INDOOR OUTDOOR AND TILT MODE

- 6 Red laser beams, including:
 - 1 Horizontal
 - 4 Vertical (with a 90° intersection on the ceiling)
 - 1 Plumb dot
- Laser range:
 - Indoor: 100' (30m)
 - Outdoor with detector: 165' (50m)
- Accuracy: 0.0002"/" (0.2mm/m)
- Self-leveling range $\pm 2.5^\circ$
- Manual mode for tilted marking
- Visual and audible "Out of level" warning
- Rechargeable Lithium battery
- USB connector for battery charging
- Fine adjustment knob
- Tripod ready: 5/8" thread

Includes


- Beamfinder™ glasses, laser target, rechargeable lithium battery and soft carry case

Applications

- Setting floor and wall tiles
- Drywall, deck & acoustic ceiling installation
- Framing and aligning windows and doors

Option

- With tripod & hard carry case (875S)



962 PROLASER® MULTIBEAM ORBITAL LASER-RED

The Indoor/Outdoor Red beam laser level

IP65
WATER & DUST
RESISTANT

Keypad

Horizontal Laser Beam Window 360°

Plumb up

Vertical Laser Output Window



Plumb down



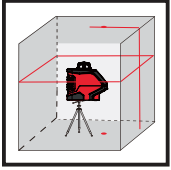
Tripod Thread 1/4"



841
5/8" Thread



894-04 Detector
For outdoor work (sold separately)



INDOOR OUTDOOR AND TILT MODE

- Multibeam RED laser including :
 - 1x Horizontal Orbital Beam
 - 1 x Vertical Beam
 - Plumbdot up & down
- Laser range:
 - Indoor : 30m (100')
 - Outdoor with detector : 50m (165')
- Accuracy : 0.3mm/m (0.0003"/")
- Self Leveling +/- 3°
- Visual "Out of Level" warning
- Manual Mode for Angular layout
- Shock resistant rubber molded casing
- 1/4" Tripod thread

Includes

- Multi-functional magnetic mount, batteries, hard carry case, target

Applications

- Tiling
- Drywall & acoustic ceiling installation
- Framing and aligning windows & doors

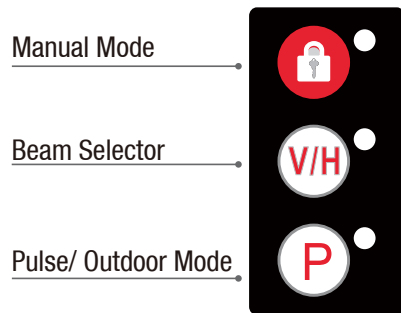
Options

- 962B with soft bag & glasses
- 962S with pouch & tripod



870 VHX PROLASER® VIP

The indoor/outdoor shielded cross line laser



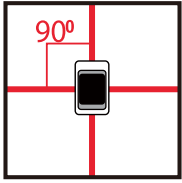
IP65
WATER & DUST
RESISTANT



841
5/8" Thread



894-04
Laser Detector
For outdoor work (sold separately)



INDOOR OUTDOOR AND TILT MODE

- Red horizontal and vertical cross lines at 90°
- Indoor laser range 100' (30m)
- Outdoor laser range 165' (50m) with detector
- Accuracy: $\pm 0.0002''/''$ (0.2mm/m)
- Self-leveling range: $\pm 3^\circ$
- Manual mode
- Audio & visible "Out of level" warning
- Pulse mode
- Water and dust proof (IP65)
- Protective Rubber over molded casing
- Tripod-ready: 1/4" thread

Includes

- Laser target, universal wall mount (886-23), tripod adaptor for 5/8" thread (841) batteries and a soft carry bag

Applications

- Tiling
- Deck installation and exterior layout
- Door and window installation

Options

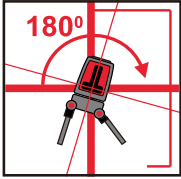
- Lightweight tripod (886-28)
- Red Laser detector (894-04)



873 PROLASER® VECTOR

The red genie with the 3 Cross-laser lines





INDOOR OUTDOOR AND TILT MODE

- 3 Red laser beams, including:
 - 1 Horizontal
 - 2 Vertical (with a 90° intersection)
- Laser range:
 - Indoor: 100' (30m)
 - Outdoor with detector: 165' (50m)
- Accuracy: 0.0002"/" (0.2mm/m)
- Self-leveling range $\pm 3^\circ$
- Manual mode for angular layout/ tilted marking
- Visual and audible "Out of level" warning
- Strong folding legs for angle mounting
- Shock resistant rubber casing
- Tripod ready: 1/4" thread

Applications

- Aligning tiles, cabinets, borders, moldings and trims
- Door and window installation
- All types of DIY jobs, including hanging shelves, pictures and more

Options

- Laser with 10.5' (3.2m) pole tripod (873S)
- Laser with wall mount (873L)

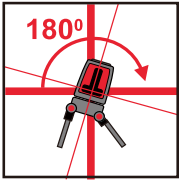


873 SET (873S)
Laser with pole tripod
up to 10.5' (3.2m)

872 PROLASER® PLUS

Free standing red cross-beam laser





INDOOR AND TILT MODE

- Intersecting red horizontal and vertical beams at 90°
- Laser range:
 - Indoor: 100' (30m)
 - Outdoor with detector: 165' (50m)
- Accuracy: 0.0002"/" (0.2mm/m)
- Self-leveling range $\pm 3^\circ$
- Manual mode for angular layout/ tilted marking
- Visual and audible "Out of level" warning
- Strong folding legs for angle mounting
- Shock resistant rubber casing
- Tripod ready: 1/4" thread

Includes

- Pouch and tripod adaptor for 5/8" thread (841)

Applications

- Aligning tiles, cabinets, borders, moldings and trims
- Deck installation and exterior layout
- Door and window installation
- All types of DIY jobs, including hanging shelves, pictures and more

Options

- Laser with 4.2' (1.3m) tripod (872S)
- Laser with wall mount (872L)



872 SET (872S)

Laser with Tripod 4.2' (1.3m)



872L

Laser with wall mount



841

5/8" Thread

862 PROLASER® CROSS LINE LASER

Indoor red cross-line laser



Battery cover opening

Tripod thread 1/4"



Magnet

Hanging hole

"Velcro" strip

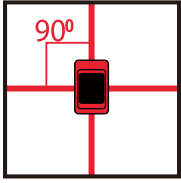
V-Groove

Magnet



On/Off switch & Lock mechanism





INDOOR AND TILT MODE

- Red vertical, horizontal and cross beams
- Indoor laser range: 65' (20m)
- Accuracy: 0.0002"/" (0.2 mm/m)
- Self-leveling range $\pm 3^\circ$
- Manual mode for angular layout/ tilted marking
- Visual "Out of level" warning
- Tripod ready: 1/4" thread
- V-groove
- Rare-earth magnets
- "Velcro" strip
- Hanging hole

Includes

- Soft carry case

Applications

- Tiling
- Laying cabinets
- Hanging curtains
- Many types of decorative work

Option

Laser with tripod 1.3m (862S)




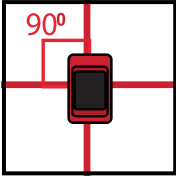
862 SET (862S)

Laser with tripod
4.2' (1.3m)

842 PROLASER® BAMBINO

Compact Cross Line Laser





INDOOR AND TILT MODE

- Red vertical & horizontal cross beams
- Indoor laser range 50' (15m)
- Accuracy $\pm \pm 0.0004"/" (0.4\text{mm/m})$
- Self-leveling $\pm 3^\circ$
- Manual mode
- Visible "out of level" warning
- Tripod -ready: 1/4" thread

Fields Of Application

- Aligning shelves, pictures, curtains
- Interior design
- Aligning electrical sockets
- Door & window installation

Advantage

- Compact, fits in your toolbox
- User friendly

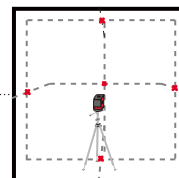
Option

Laser with mini tripod (842S)



896 PROLASER® 5-DOT

Self-leveling laser pointer



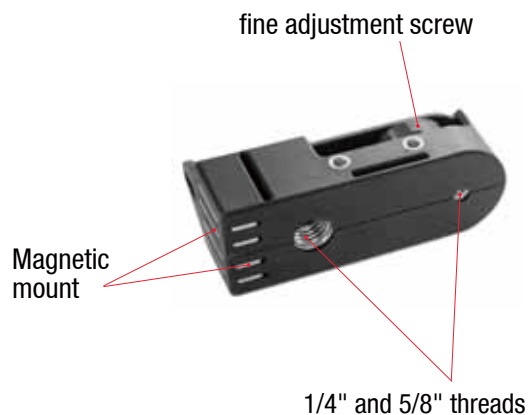
INDOOR
OUTDOOR
AND TILT
MODE




- 5 highly visible red laser dots:
3 level dots at 90° angles & plumb up and down
- Small cross projected at each laser dot
- Tough rubber overlay
- Laser range:
 - Indoor: 65' (20m)
 - Outdoor with detector: 165' (50m)
- Self-leveling range $\pm 3^\circ$
- Accuracy $\pm 4^\circ$
- 1/4" and 5/8" threads

Includes

- Magnetic multi-functional base
- Laser target
- Soft carry case
- 2AA batteries
- "Velcro" straps





397 DEEP VISION™ BORESCOPE

Portable & multi-functional digital video Borescope

NEW

IP67

INSPECTION
T O O L



3.5" true color LCD Screen display

Power Button

Built in 3.7V Lithium battery

100cm cable

- 8.5mm diameter camera with high protection against dust & water (IP67 RATING)
- Shockproof bi-material casing
- Working Temperature: 0°C - 45°C – / 32°F - 113°F
- 3.5" true color
- 0.3 million pixel camera / LCD Screen display Resolution 320 x 240 pixels
- Zoom x4
- Built in memory card
- 360° LCD image rotation
- Independent light on front
- 100cm cable
- Built in 3.7V Lithium battery



398 THERMOSCAN™

Dual laser infrared thermometer

NEW

IP54

INSPECTION
T O O L



Power Button



- Dual Laser for accurate target
- Temp measurement range: -50°C to 650°C / -58°F to 1202°F
- Emissivity : Adjustable 0.10 ~ 1.0
- Optical resolution : 12:1 Distance to spot size ratio
- Memory Function – up to 20 readings
- Adjustable High/Low set points with audible alarm alerts
- Lock Function for continuous reading
- Temperature readings in °C or °F
- Auto Power off
- 9V Battery – included



399 THERMO-VISION™

Infrared Thermal Imager



INSPECTION
T O O L



2.8" TFT display & 160x120
Infrared image resolution

USB Port for charging
and data transfer

Power Button



- Visible image resolution: 0.3 MP
- Represents temperature distribution as visible image in real time
- Temp .Measurement range:
- 20°C to 450°C (-4°F to 842°F)
- Selectable color palette – up to 5 options - each palette is a gradient of colors
- Switchable highest and lowest temperature cursors
- Built in rechargeable 18650 Lithium batteries



379 MOISTURE METER



INSPECTION
T O O L



- Moisture meter for wood or building material
- Temperature sensor for gauging objects Hotness or coldness
- 8 Calibration scales according to wood material
- Hold function to freeze measurement
- Celsius / fahrenheit conversion button
- Ergonomic rubber side for gripping
- Automatic power off operation
- Low battery indicator



389 MULTISCANNER STUD FINDER

Electronic Cable, Metal & Stud Sensor

- Electronic sensors detect:
 - Live AC wires
 - Metal, studs
 - Wood
- Detection depth:
 - Live wires & metal: 2" (50mm)
 - Metal pipes 1 1/2" (38mm)
 - Wood 3/4" (18mm)
- Detection buzzer
- Automatic scan



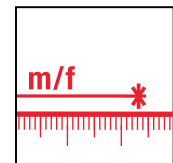
INSPECTION
T O O L



377 KAPROMETER™ K7

With Beamfinder™ flip cover

INCLINOMETER



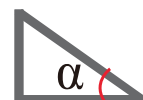
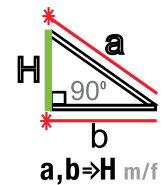
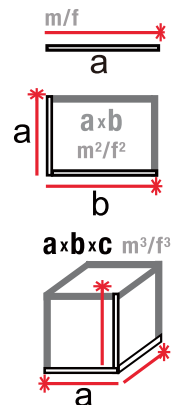
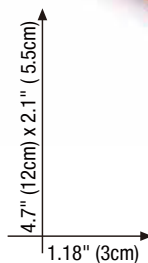
RANGE
UP TO **100m**

Beamfinder™ flip cover

LCD screen

Power button

Impact-resistant rubber over-mold



Double
Pythagoras

- Measuring range: up to 100m (328')
- Accuracy: $\pm 1.5\text{mm}$
- BeamFinder™ flip cover helps you to clearly locate the laser dot on the intended target surface and protects the keypad
- Measures the shortest distance to target with Dynamic (continuous) measuring
- Measures area, volume, Pythagoras
- Choice of 3 reference points
- Integrated inclinometer
- Bluetooth communication and friendly free application
- Advanced memory function
- Impact-resistant rubber over-mold
- Tripod-ready: 1/4" thread
- Battery indicator



1. LCD Display
2. Indirect Measurement I, II & III
3. Subtraction
4. Timer
5. Reference point
6. Clear / Power
7. Memory Record/ Recall
8. Addition
9. Area / Volume
10. Measure
11. Backlight
12. Dynamic Measuring
13. Units
14. Bluetooth
15. Beamfinder™ Flip cover

363 KAPROMETER™ K-3

With Beamfinder™ flip cover

Beamfinder™ flip cover

LCD screen

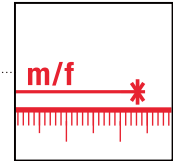
Reference / unit key

Impact-resistant rubber over-mold

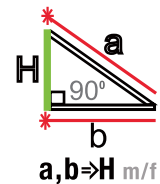
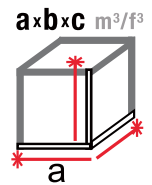
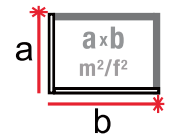
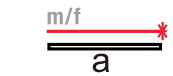
On / measurement key

Function / memory key

On/Off /Clear key



RANGE
UP TO **30m**

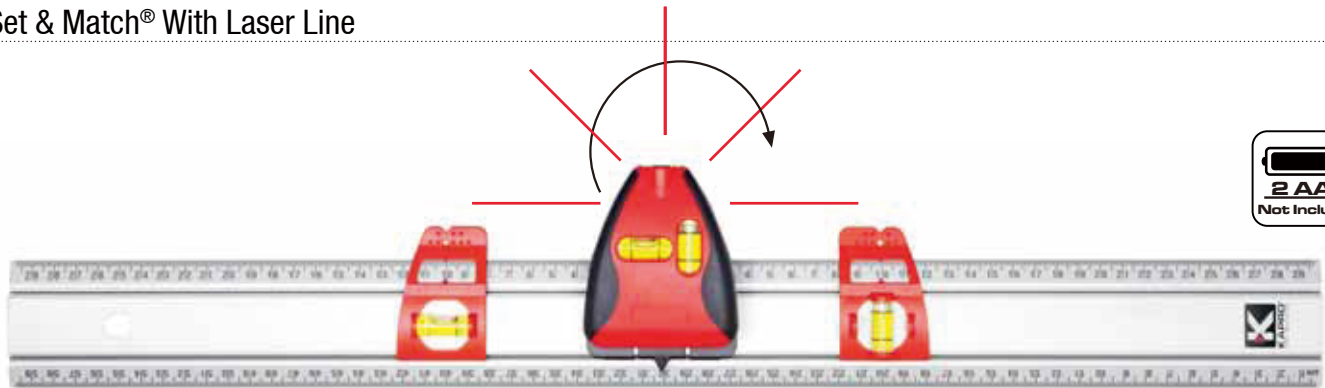


- Accuracy: $\pm 2\text{mm/m}$
- Measuring Range up to 100' (30m)
- BeamFinder™ flip cover offers higher visibility and keypad protection
- Measures: area, volume & pythagorean
- The shortest distance to target with Dynamic (continuous) measuring
- Choice of 2 reference points
- Choice of 5 measuring units
- Backlit LCD display
- Impact-resistant rubber over-mold
- Battery indicator



814 PROLASER® SET-A-SHELF™

Set & Match® With Laser Line



- Highly visible laser beam: horizontal, vertical or a 45° beam
- 2 cylindrical vials: vertical and horizontal
- Laser range: up to 20' (6m)
- “Click-in-place” lock
- “Slide-and-lock” level markers
- Integrated magnetic stud finder

Applications

- Hanging shelves, pictures and mirrors
- Aligning tiles, decorative layouts and patterns



810 PROLASER® NAIL GRIPPER™


Line Laser With Nail and Screw Grip

- Highly visible laser beam
- 2 Cylindrical vials: vertical and horizontal
- Laser range: 20' (6m)
- Patented rubber grip holds any size nail or screw
- Pressure-activated power switch
- Magnetic wristband included for holding nails and screws



Applications

- Hanging shelves, pictures and mirrors
- Aligning panels, tiles and wall coverings



893 T-LASER™

Clip-On Marking Laser

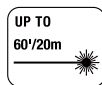
- 90° Highly visible laser beam
- Indoor laser range: 10' (3m)
- Spring grip slides onto edge of standard boards (6.4mm - 15.9mm) 1/4" - 5/8"
- Manual on/off switch
- Pressure-activated power switch
- Bi-material molded case with rubber overlay
- Handy belt clip

Applications

- For use with drywall, plywood and composition board
- Projects a 90° laser beam for free-form cutting

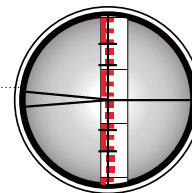


928 MAGNETIC TOPCLASS LASER Billet 8.5" (21cm)



- Laser pointer
- Laser range: 60ft (20m)
- 4 Cylindrical vials including:
 - Vertical vial with Plumb Site® Dual-View™
 - Horizontal vial
 - 30° & 45° vials
- Ruler
- CNC milled surface
- Rare-earth Magnets
- V-groove
- Tripod ready: 1/4"

830 AUTOMATIC OPTICAL LEVEL



zoom x32

Zoom adjustment knob

Viewing lens

Bull's eye surface level

Fine tuning adjustment knob

Angle estimation disc ruler

- Telescopic zoom X32
- Working range of up to 120m
- Accuracy 1.6mm/30m
- 360° adjustable rotation feature
- Built-in lock to protect mechanism
- Tripod ready: 5/8" thread

Applications

- Leveling foundations
- Pipe laying
- Road construction

Options

- Large tripod and surveyors measuring stick (4m)

Includes

- Optical level, plumb bob, allen key, directional pin and hard case



840G

Beamfinder™ Glasses

Enhances visibility of laser beam



840

Beamfinder™ Glasses


Enhances visibility of laser beam



845

Red Laser Target

- Magnetic
- Special reflective surface
- Graduated target (in/cm)



845G

Green Laser Target

- Magnetic
- Special reflective surface
- Graduated target (in/cm)



894-04G

Green Laser Beam Detector

For use with Pulse enabled laser tools for extended ranges



894-04

Red Laser Beam Detector

For use with Pulse enabled laser tools for extended ranges



886-20

Laser Angle Mount

Accurate indication of inclined angle



886-23

Universal Magnetic Wall Mount



886-24

Multi-Functional adjustable Magnetic Mount Ceiling Clamp



886-08

Mini Tripod

- Mini Tripod with flexible adjustable legs
- Height: 8.26" (21cm)



886-19

Lightweight Adjustable Laser Tripod

- Adjustable legs
- Up to: 60" (150cm)
- Thread 1/4"
- Carrying handle

886-48/28

Tripod for Laser Level



886-48

- Professional tripod – up to 91.3" (2.32 meters), with scale and vial
- 5/8" thread



886-28

- Lightweight tripod – up to 47" (1.50 meter)
- 5/8" thread
- Alignment vial

886-58

Pole with Tripod



- Telescoping pole with locking sections
- 3.2 meters (10.5') maximum height
- Strong lightweight tripod stand with surface level
- Adjustable laser mount with 1/4" UNC thread

886-25 BRACKET



841 TRIPOD ADAPTOR

- Converts tripod thread from 1/4" UNC to 5/8" UNC



886-30

Extendable Pole for Laser Level

- Self-clamping between floor and ceiling
- 3.2 meters (10ft) maximum height
- Includes adjustable laser mount with 5/8" UNC thread

| | | Beams | Accuracy | Self levelling range | Range | IP Rating | Pulse mode |
|---|---|--------------------|---|----------------------------|-----------------|-----------|------------|
|  | 8991 PROLASER® SELF-LEVELING ROTA-LINE | 1H / 1V + Plumb | $\pm 0.0001''/''$ (0.1mm/m) | $\pm 5^\circ$ (electronic) | 980ft (300m) | 65 | Yes |
|  | 883 PROLASER® 3D ALL-LINES | 1H + 2V | $0.0002''/''$ (0.2 mm/m) | $\pm 3^\circ$ | 230' (70m) | 65 | Yes |
|  | 884G Prolaser® 4D XTRA Green | 2H + 2V | $\pm 0.00015''/''$ ($\pm 0.15\text{mm/m}$) | $\pm 4^\circ$ | 230' (70m) | 54 | Yes |
|  | 875 PROLASER® ALL-LINES | 1H + 4V + Plumb | $0.0002''/''$ (0.2 mm/m) | $\pm 2.5^\circ$ | 200' (60m) | 54 | Yes |
|  | 962 PROLASER® MULTIBEAM ORBITAL LASER | 1H / 1V + Plumb | $0.0003''/''$ (0.3 mm/m) | $\pm 3^\circ$ | 200' (60m) | 65 | N/A |
|  | 870 VHX PROLASER® VIP | 1H + 1V | $0.0002''/''$ (0.2 mm/m) | $\pm 3^\circ$ | 165' (50m) | 65 | Yes |
|  | 873 PROLASER® VECTOR | 1H + 2V | $0.0002''/''$ (0.2 mm/m) | $\pm 3^\circ$ | 165' (50m) | 54 | Yes |
|  | 872 PROLASER® PLUS | 1H + 1V | $0.0002''/''$ (0.2 mm/m) | $\pm 3^\circ$ | 165' (50m) | 54 | Yes |
|  | 862 PROLASER® CROSS LINE LASER | 1H + 1V | $0.0002''/''$ (0.2 mm/m) | $\pm 3^\circ$ | 65' (20m) | 54 | N/A |
|  | 842 PROLASER® BAMBINO | 1H + 1V | $0.0004''/''$ (0.4 mm/m) | $\pm 3^\circ$ | 50' (15m) | 54 | N/A |
|  | 896 PROLASER® 5-DOT | 5 Dots | $0.0004''/''$ (0.4 mm/m) | $\pm 3^\circ$ | 100' (30m) | 54 | N/A |



SPIRIT LEVELS

A NEW LEVEL OF VISIBILITY



Success begins with vision

At Kapro, we transform great ideas into superbly crafted tools



Plumb Site® Dual-View™ Vial

Unique front view of the vertical vial

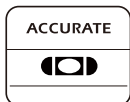


Magnified Vial

Better readability

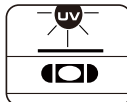


Gradient lines up to 2%
More precise



Precision

Solid acrylic vials are individually calibrated



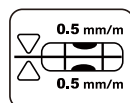
UV Resistant

Strong resistance to the fading effects of sunlight



Magnetic

Powerful magnetic surface for accurate hands-free leveling



Reversibility

Up to 0.5mm/m in all positions



Angle Finder

Transfer angle measurements



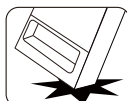
Lifetime Vial Warranty

Solid acrylic vials are guaranteed not to fog, leak or break




Shockproof Vials

Superior longevity



Shockproof End Caps

Protects the level's integrity and accuracy



Milled Surface

Finely milled profile for accuracy



V-GROOVE

For pipe & conduit leveling



VPA

Vial accuracy certified by VPA Germany

KAPRO TOOLS WITH VISION™

CONTENTS

| | | |
|---|-----------------------------|----|
| ▶ | OPTIVISION RED SERIES | 7 |
| ▶ | BOX LEVEL | 11 |
| ▶ | SPECIALTY LEVELS | 19 |
| ▶ | CAST LEVEL | 26 |
| ▶ | I-BEAM LEVELS | 30 |
| ▶ | TOOLBOX LEVELS | 33 |
| ▶ | POCKET LEVELS | 39 |
| ▶ | POST & PIPE LEVELS | 41 |
| ▶ | LINE & SURFACE LEVELS..... | 43 |
| ▶ | SCREEDS..... | 44 |
| ▶ | LEVELS & SLEEVES BAGS..... | 45 |



OPTIVISION® Red

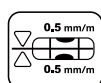
Creates the effect of strong color definition around the bubble in contrast to the white vial background and clear liquid.

OPTIVISION SERIES

905 CONDOR™ The Professional Box Level with OPTIVISION® Red



1.6 mm



946g/m

- 3 Solid acrylic shockproof vials, including:
 - 1 OPTIVISION® Red tilted horizontal vial with gradient lines up to 2%
 - 1 Plumb Site® Dual-View™ with RedEffect™
- Accuracy: <0.0005 in/in (0.5mm/m)
- Finely milled surface (up to 120cm /48")
- Bridge at horizontal vial for increased body strength
- Continuous marking surface

- Wall-grip feature
- Ergo Grip™ rubber handle
- Shockproof end caps

Patented

Option

- Magnetic model: 905M
- 12 Piece display

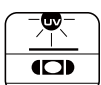
| Inch | 24 | 48 | 72 |
|------------|----|----|----|
| 905-41-XX | • | • | • |
| 905-41-XXM | • | • | • |

905DG OPTIVISION® DIGITAL LEVEL

NEW



1.8 mm



IP65



946g/m

- IP65 rating – Dust & water resistant
- HOLD function
- MODE function: Degree/percentage/pitch (cm/m & in/ft)
- Recalibration function and “False Zero”
- Digital accuracy: 0.05° at level & plumb 0.2° at other angles
- 45° Backlit, tilted LCD display
- 180° Readout – readable when inverted
- Buzzer at 0°, 45° and 90°
- Powerful magnets

- Finely milled base
- Wall-grip
- Large silicone buttons
- Shock-absorbing rubber end caps
- 2 Solid acrylic shockproof vials including:
 - 1 OPTIVISION® Red tilted horizontal vial with gradient lines of up to 2%
- Battery indicator

Patented

| Inch | 24 | 48 | 72 |
|-----------|----|----|----|
| 905DG-XX | • | • | • |
| 905DG-XXM | • | • | • |

930 SMARTCAST™ Professional Mason's Level with OPTIVISION® Red



0.0005in/in. (0.5mm/m)

Patented

- 2 Solid acrylic shockproof vials, including:
 - 1 Tilted OPTIVISION® Red horizontal vial with gradient lines up to 2%
 - 1 Vertical with RedEffect™
- Accuracy: <0.0005 in/in (0.5mm/m)
- Finely milled surface
- Bridge at horizontal vial for increased body strength

- Heavy-duty cast aluminum body
- Hanging hole
- Shock-absorbing rubber strike caps & end caps

| Inch | 16 | 24 | 32 |
|--------|----|----|----|
| 930-XX | • | • | • |

935 OPTIVISION® RED ToolBox Level 10" (25cm)



0.0005in/in. (0.5mm/m)

472g

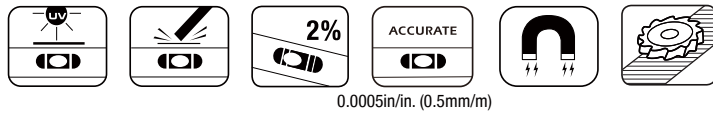
Patented

- 3 Solid acrylic shockproof vials, including:
 - 1 Tilted OPTIVISION® Red horizontal vial with gradient lines up to 2%
 - 1 Vertical vial
 - 1 Angle transfer with gradient markings
- Accuracy: <0.0005 in/in (0.5mm/m)
- Finely milled surface with V-groove
- Bridge at horizontal vial for increased body strength
- Heavy-duty cast aluminum tapered body

- Rare-earth magnets
- Advanced impact rubber resistance end caps

Option
Fixed third vial at 45°

946 SMARTY™ Magnetic Cast Aluminum Level 4" (10cm)



Patented

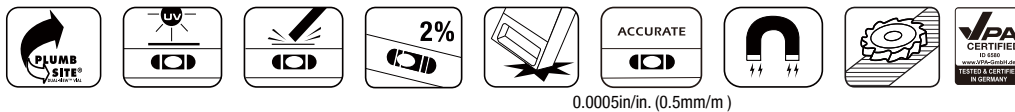
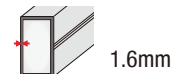
- Solid acrylic tilted OPTIVISION® Red horizontal vial with gradient lines up to 2%
- Accuracy: <0.0005 in/in (0.5mm/m)
- Durable cast aluminum tapered body
- Large base with Rare-Earth magnets

- Shockproof rubber side grips
- Finely milled surfaces
- Belt clip

6 Piece display
24cm x 6.5cm x 21cm
9.4" x 2.55" x 8.2"



705 EAGLE™ Optivision® Red –Box level



- 2 or 3 Solid acrylic shockproof vials, including :
 - 1 OPTIVISION® Red horizontal vial with magnified effect and gradient lines up to 2%
- Accuracy : 0.0005 in/in (0.5mm/m)
- Reinforced profile
- Continuous marking surface
- Milled surface (up to 120cm/48")

- Wall-grip feature
- Bi-material shock-absorbing rubber end caps

Option

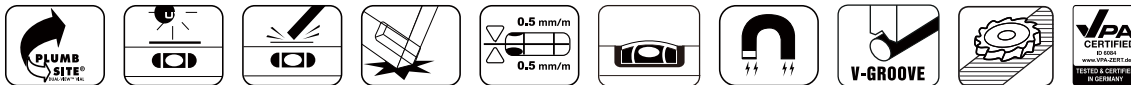
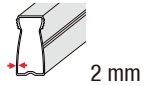
- Plumb Site® Dual-View™ vial with RedEffect™ (705P)
- Magnetic model: 705M
- 12 Piece display

Patented

| Inch | 24 | 48 | 72 |
|-------------|----|----|----|
| 705-41P-XX | • | • | • |
| 705-41P-XXM | • | • | • |

BOX LEVELS

995 VULCAN™ The Next Generation



- 3 Solid acrylic shockproof vials, including:
 - 1 Plumb Site® Dual-View™ vial
 - 1 Magnified horizontal vial
 - 1 Vertical vial
- Accuracy: <0.0005 in/in (0.5mm/m)
- 2 Finely milled surfaces (up to 120cm /48")
- V-groove for pipe measurements

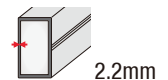
- Reinforced profile
- Ergonomic handle
- Wall-grip feature
- Shock absorbing rubber end caps

Option

- Magnetic model: 995M
- 12 Piece display

| Inch | 24 | 36 | 48 | 72 | 78 | 96 |
|------------|----|----|----|----|----|----|
| 995-41-XX | • | • | • | • | • | • |
| 995-41-XXM | • | • | • | • | • | • |

990 ZEUS™ The High-End Professional



- 3 Solid acrylic shockproof, epoxy locked vials including:
 - 2 Plumb Site® Dual-View™ vials
 - 1 Magnified horizontal vial
- Accuracy: <0.0005 in/in (0.5mm/m)
- 2 Finely milled surfaces (up to 48")
- Ergonomic "air-cushioned" handles
- Ergo Grip™ non-slip feature
- Bridge at horizontal vial for increased body strength
- Continuous marking surface

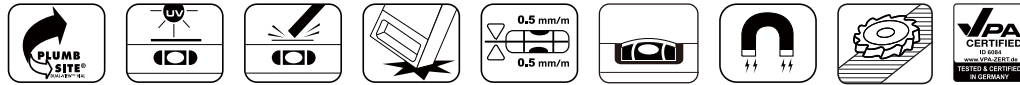

- End caps with "air-cushioned" shock absorbers
- Wall-grip feature

Option

- Magnetic model: 990M
- 12 Piece display

| Inch | 24 | 36 | 48 | 72 | 96 |
|------------|----|----|----|----|----|
| 990-41-XX | • | • | • | • | • |
| 990-41-XXM | • | • | • | • | • |

985 XL APOLLO™ Heavy-Duty Professional Box Level



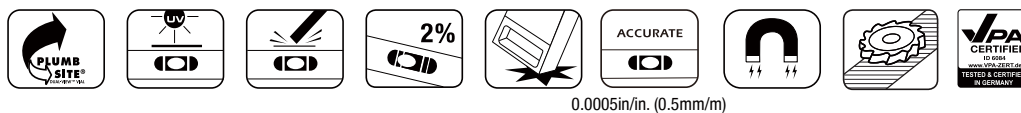
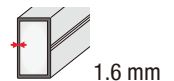
- 3 Solid acrylic shockproof vials, including:
 - 1 Plumb Site® Dual-View™ vial
 - 1 Magnified horizontal vial
 - 1 Vertical vial
- Accuracy: <0.0005 in/in (0.5mm/m)
- 2 Finely milled surfaces (up to 120cm /48")
- Ergo Grip™ non-slip handle
- Shock absorbing rubber end caps

Option

- Magnetic model: 985M
- 12 Piece display

| Inch | 24 | 32 | 36 | 48 | 72 | 78 | 96 |
|-------------|----|----|----|----|----|----|----|
| 985-41X-XX | • | • | • | • | • | • | • |
| 985-41X-XXM | • | • | • | • | • | • | • |

781P GENESIS™ Contractor Box Level



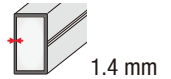
- 2 to 3 Solid acrylic epoxy locked vials, including:
 - 1 Plumb Site® Dual-View™ vial
 - 1 Horizontal vial with gradient lines up to 2%
- Accuracy: <0.0005 in/in (0.5mm/m)
- Milled surface (up to 120cm /48")
- Shock absorbing rubber end caps
- Wall-grip feature

Option

- Magnetic Plumb Site® model: 789PM
- Without Plumb Site® model: 789, 789M
- Lightweight model: 789L
- 12 & 24 Piece display

| Inch | 24 | 36 | 48 | 72 |
|----------------|----|----|----|----|
| 781/789-41P-XX | • | • | • | • |
| 781/789-PM-XX | • | | • | • |

787 HELIUS™



0.0005in/in. (0.5mm/m)

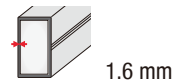
- 2 to 3 Solid acrylic shockproof vials :
 - 1 Horizontal vial with gradient lines up to 2%
- Finely milled surface (up to 120cm /48")
- Accuracy: <0.5mm/m (0.0005 in/in)
- Wall-grip feature
- Shock absorbing rubber end caps

Option

- Magnetic model: 787M
- 12 Piece display

| Inch | 24 | 48 |
|------------|----|----|
| 787-40-XX | • | • |
| 787-40M-XX | • | • |

987XL SATURN™



0.0005in/in. (0.5mm/m)

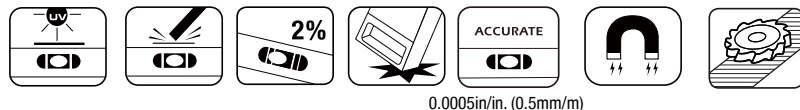
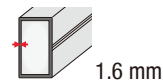
- 3 Solid acrylic shockproof vials, including:
 - 1 Magnified Horizontal vial
 - 2 Vertical vials
- Accuracy: <0.0005 in/in (0.5mm/m)
- Finely milled surface (up to 120cm /48")
- Rubber handle (2 handles from 80cm/32")
- Wall-grip feature
- Shock absorbing rubber end caps

Option

- Magnetic model: 987M
- 12 Piece display

| Inch | 24 | 48 | 72 |
|--------------|----|----|----|
| 987-41X-XX | • | • | • |
| 987X-41X-XXM | • | • | |

977 NEPTUNE™



0.0005in/in. (0.5mm/m)



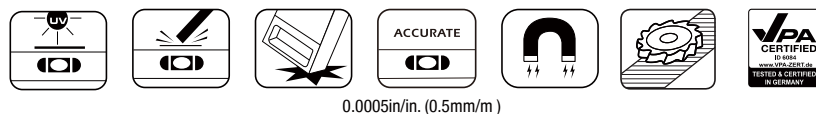
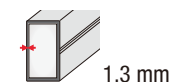
- 3 Solid acrylic shockproof vials, including:
 - 1 Horizontal vial with gradient lines up to 2%
 - 2 Vertical vials
- Accuracy: <0.0005 in/in (0.5mm/m)
- Finely milled surface (up to 120cm /48")
- Wall-grip feature
- Shock absorbing rubber end caps

Option

- Magnetic model: 977M
- 12 Piece display

| Inch | 24 | 48 |
|------------|----|----|
| 977-41-XX | • | • |
| 977-41M-XX | • | • |

779 SPIRIT™



0.0005in/in. (0.5mm/m)



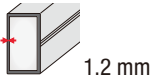
- 2-3 Solid shockproof acrylic vials
- Accuracy: <0.0005 in/in (0.5mm/m)
- Milled surface (up to 120cm /48")
- Wall-grip feature
- Shock absorbing rubber end caps

Option

- Magnetic model: 779M
- 30 Piece dispenser display (20cm/8")

| Inch | 8 | 12 | 24 | 30 | 48 | 72 | 120 |
|------------|---|----|----|----|----|----|-----|
| 779-40-XX | • | • | • | • | • | • | • |
| 779-40M-XX | • | • | • | • | • | • | • |

752 MERCURY™



0.0005in/in. (0.5mm/m)



- 2 to 3 Solid acrylic shockproof vials, including: horizontal and vertical
- Accuracy: <0.5mm/m (0.0005 in/in)
- Hanging hole
- Shock absorbing rubber end caps

- Option**
- Magnetic model: 752M

| Inch | 8 | 12 | 16 | 20 | 24 | 32 | 40 | 48 | 60 | 72 | 80 |
|------------|---|----|----|----|----|----|----|----|----|----|----|
| 752-40-XX | • | • | • | • | • | • | • | • | • | • | • |
| 752-40M-XX | • | • | • | • | • | • | • | • | • | • | • |



985 DOOR JAMB SET

78" & 32" Magnetic Heavy-Duty Professional Box Levels

Kapro's professional Door Jamb set is based on a set of 78" and 32" 985 Apollo Magnetic Box levels. These levels combine the best of 2 worlds – they keep the traditional design of a classic Box-beam level while offering all the state of the art features that make your work easier, quicker and more accurate. The 985 features a horizontal 270° magnified breakproof Solid Acrylic vial and 2 plumb Solid Acrylic vials, all at the highest accuracy of < 0.0005 in/in (0.5mm/m), fully reversible. The 985 is one of the toughest levels in the industry.

- 3 solid acrylic, epoxy locked vials, including:
 - 1 Plumb Site® Dual-View™ vial
 - 1 horizontal magnified vial
- 2 milled surfaces on lengths up to 48"
- Extra strong Rare Earth magnets
- Shock absorbing bi-material end caps
- Ergo Grip™ non-slip handles
- Accuracy: <0.0005 in/in. (0.5mm/m)



985T & 724B MASONRY SET

Heavy duty tiler & mason level

Professionals working tough jobs require tough tools. Kapro's 985T Titan was built to meet the hefty demands of the job site and provide stellar accuracy. It features a specially designed, shock-absorbing surface along its entire length. Tap it, knock it – Apply force however you need to while working with brick or tile with confidence. The 985T is designed handle-free for a heavy-duty, full profile with the added benefit of easy cleaning on messy job sites.

The Titan boasts an impressive accuracy of 0.0005 in./ 1 in. (0.5 mm/m), even under pressure from trowel or mallet blows. It features a magnified vial for a superior read for any inside or outdoor work site. The finely milled base ensures precision each and every time. Kapro vials are individually hand-calibrated by experts and thus have achieved the coveted VPA Germany tested & certified seal. Work as hard as Kapro does knowing that your vials are warranted for accuracy for life.

Add the toughest level on the market to your tool box and see the Kapro difference today.

985T TITAN™ Heavy Duty Tiler & Mason Level

- Magnified horizontal vial with gradient lines up to 2%
- 2 Vertical vials
- 1 Finely milled surface
- Top edge high impact polymeric overlay for absorbing hammer and mallet blows
- Shock absorbing rubber endcaps
- 0.0005"/" accuracy in normal position

724 CAST TOOLBOX LEVEL

- 2 Solid acrylic shockproof vials: horizontal & vertical
- Accuracy: < 0.0005 in/in (0.5mm/m)
- Milled surface
- Cast aluminum body



985B SHOWER & BATH SET























59" & 32" Magnetic Heavy-Duty Professional Box Levels

The 985B shower and bath set comes with the perfect duo of Kapro's 32" and 59" Apollo levels. This Heavy-Duty professional set offers so much that its competitors do not. These strong, robust levels have 3 solid acrylic vials with lifetime warranty on the accuracy, 2 finely milled surfaces on the 32" level and let's not forget the Dual-View Plumb site feature, ergo grip non slip handles and shock absorbing hand grips.

What more could you want in a bath and shower set? Perfect tools for tiling a standard 5 ft. tub.

- 3 solid acrylic, epoxy locked vials, including:
 - 1 Plumb Site® Dual-View™ vial
 - 1 horizontal magnified vial
- 2 milled surfaces on lengths up to 48"
- Extra strong Rare Earth magnets
- Shock absorbing bi-material end caps
- Ergo Grip™ non-slip handles
- Accuracy: <0.0005 in/in. (0.5mm/m)



| BOX LEVELS |  |  |  |  |  |  |  |  |  |  |  |
|---|---|---|---|---|---|---|---|---|---|---|---|
| 905 CONDOR™  | 946g/m | 1.8mm | • | • | • | • | • | • | | • | • |
| 990 ZEUS™  | 1.10kg/m | 2.2mm | • | • | • | | • | • | • | • | • |
| 995 VULCAN™  | 890g/m | 2mm | • | • | • | | • | • | • | • | • |
| 985XL APOLLO™  | 870g/m | 1.8mm | • | • | • | | • | • | • | • | • |
| 987XL SATURN™  | 736g/m | 1.6mm | | • | • | | • | • | • | • | • |
| 977 NEPTUNE™  | 650g/m | 1.6mm | | • | • | • | • | • | | • | • |
| 705 EAGLE™  | 665g/m | 1.6mm | • | • | • | • | • | • | | • | • |
| 781P GENESIS™  | 605g/m | 1.6mm | • | • | • | • | • | • | | • | • |
| 787 HELIUS™  | 516g/m | 1.4mm | | • | • | • | • | • | | • | • |
| 779 SPIRIT™  | 571g/m | 1.3mm | | • | • | | • | • | | • | • |
| 752 MERCURY™  | 437g/m | 1.2mm | | • | • | | • | • | | • | |

SPECIALTY LEVELS

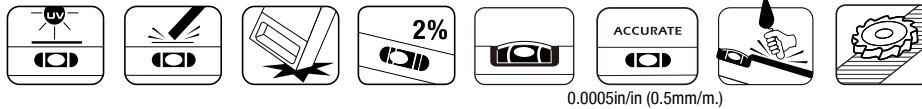
985T TITAN™ Heavy Duty Tiler & Mason Level

NEW

LIFETIME
WARRANTY
VIAL



1.8 mm



835g/m

- Magnified horizontal vial with gradient lines up to 2%
- 2 Vertical vials
- 1 Finely milled surface
- Top edge high impact polymeric overlay for absorbing hammer and mallet blows
- Shock absorbing rubber endcaps
- 0.0005in/in accuracy in normal position

| Inch | 24 | 48 |
|---------|----|----|
| 985T-XX | • | • |

770 EXODUS™ The Ruler in Levels



LIFETIME
WARRANTY
VIAL

1.6 mm



724g/m

- 3 Solid acrylic shockproof vials, including:
 - 1 Horizontal vial with gradient lines up to 2%
 - 1 Vertical vial
 - 1 45° vial
- Accuracy: <0.0005 in/in (0.5mm/m)
- Precise straightedge ruler
- Finely milled surface (up to 120cm /48")
- Wall-grip feature
- Shock absorbing rubber end caps

Option

- Magnetic model: 770M
- 12 Piece cardboard display

| Inch | 12 | 24 | 32 | 48 | 72 |
|------------|----|----|----|----|----|
| 770-42-XX | • | • | • | • | • |
| 770M-42-XX | • | • | • | • | • |

905DG CONDOR™

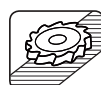
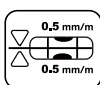
The Digital Level with OPTIVISION® Red



1.8 mm



0.0005in/in. (0.5mm/m)



946g/m

- IP65 rating – Dust & water resistant
- HOLD function
- MODE function: Degree/percentage/pitch (cm/m & in/ft)
- Recalibration function and “False Zero”
- Digital accuracy: 0.05° at level & plumb, 0.1° at other angles

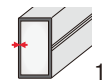
- 45° Tilted LCD display with backlight
- 180° readout – readable when inverted
- Buzzer at 0°, 45° and 90°
- Finely milled surface
- Wall-grip feature
- Large silicone buttons
- Shockproof end caps

- 2 Solid acrylic shockproof vials including:
 - 1 OPTIVISION® Red tilted horizontal vial with gradient lines of up to 2%
- Battery indicator

| Inch | 24 | 48 | 72 |
|----------|----|----|----|
| 905DG-XX | • | • | • |

985D DIGIMAN™ Professional Magnetic Digital Level

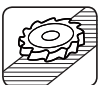
2.4" (6cm)



1.8 mm



0.0005in/in. (0.5mm/m)



9V
Not included



1.1kg/m

- 2 Solid acrylic vials, including:
 - 1 Plumb Site® Dual-View™ vial
 - 1 Horizontal vial
- Digital accuracy: <0.1° at level & plumb, <0.2° at other angles
- 45° Tilted LCD display with backlight
- 180° Readout – Readable, when level is inverted
- HOLD function for transferring measurements

- MODE function (Degree/percentage/pitch)
- Memory recall - 9 measurements
- Buzzer at 0°, 45° and 90°
- Recalibration function & “False Zero”
- Large silicon buttons, easy to use while wearing gloves
- 2 Finely milled surfaces with Rare-Earth magnets (not on 10")

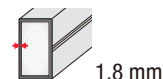
- Ergo Grip™ handles and shockproof end caps
- Waterproof bag

| Inch | 10 | 24 | 48 |
|----------|----|----|----|
| 985D-10 | • | | |
| 985D-24B | | • | |
| 985D-48B | | | • |





985DL DIGIMAN™ Professional Magnetic Digital Level



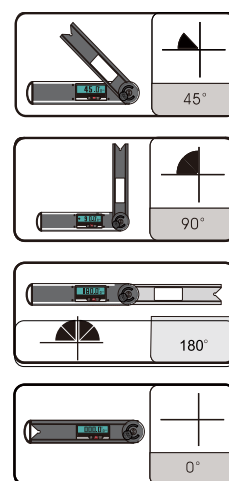
- 2 Solid acrylic shockproof vials including:
 - Plumb Site® Dual-View™ vial – Break-proof solid acrylic horizontal vial
- Digital accuracy: $<0.1^\circ$ at level and plumb, $<0.2^\circ$ other angles
- 45° tilted LCD display with backlight;
- 180° readout – display remains straight when the level is upside-down; Buzzer at 0° , 45° and 90°
- Laser dot with a 165' (50m) range; Tripod ready - $1/4"$ thread

- Memory recall – 9 measurements
- Ergo Grip™ handles Shockproof end caps
- HOLD function for transferring measurements MODE function: Degree/percentage/pitch
- False zero –slope measurements for proper water drainage and ADA compliance
- Rainproof & dust resistant
- Large silicon buttons which are easy to use while wearing gloves

- Two finely milled surfaces with extra strong rare earth magnets
- Includes a soft carry case

| Inch | 24 | 48 |
|-----------|----|----|
| 985DL-24B | • | |
| 985DL-48B | | • |

992 DIGITAL BEVEL 10" (25cm) Precise Angle Measurer and Level



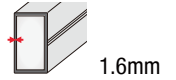
- 1 Horizontal vial
- Digital accuracy: $<0.1^\circ$
- Clear digital display
- 180° Readout – Readable, when

- level is inverted
- Adjustable blade locks at any angle
- Easy recalibration

- Reference angle "False Zero"
- Anodized aluminum profile

773 DRYWALL LEVEL 36" (90cm)

Magnetic Stud Layout Level

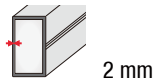


0.0005in/in. (0.5mm/m)

- 2 Solid acrylic shockproof vials including:
 - 1 Plumb Site® Dual-View™ vial
 - 1 Horizontal vial with gradient lines 2%
- Accuracy: <0.0005 in/in (0.5mm/m)
- Milled surface
- Magnetic stud slots and markers at 40cm and 60cm
- Rare-earth magnets
- Tough aluminum box level profile
- Shock absorbing end caps

105 TOPGRADE™

Gradient Level up to 2%



0.0005in/in. (0.5mm/m)

- 3-6 Solid acrylic vials (depending on level length) including:
 - 3-5 Horizontal
 - 1 Vertical
- Accuracy: <0.0005 in/in (0.5mm/m) on all vials
- Accurate slope measurements up to 2%
- Milled surface

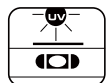
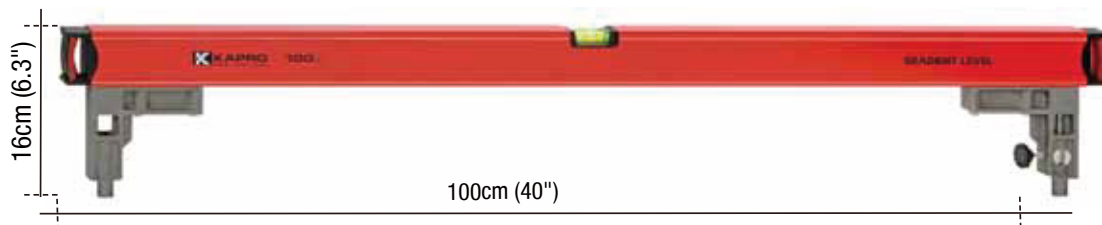
Option

- Magnetic model: 105M

| | | | |
|--------|----------|----------|----------|
| Inch | 24 | 40 | 48 |
| Vials | 3+1vials | 5+1vials | 5+1vials |
| 105-XX | • | • | • |

104 DRAINAGE LEVEL 40" (100cm)

Gradient Level up to 10%



0.0005in/in. (0.5mm/m)



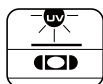
1.8mm



1.5kg

- 1 Horizontal solid acrylic vial
- Accuracy: <0.0005 in/in (0.5mm/m)
- Sets measuring slopes up to 10%
- Exact length for easy use

103 INCLINOMETER Gradient Level



0.0005in/in. (0.5mm/m)



1.6mm



605g/m

- 1 Horizontal solid acrylic vial
- Accuracy: <0.0005 in/in (0.5mm/m)
- Scale in degrees and percentages

Option

- Magnetic model: 103M

| Inch | 8 | 12 | 16 | 20 | 24 | 32 | 40 | 48 |
|-----------|---|----|----|----|----|----|----|----|
| 103-01-XX | • | • | • | • | • | • | • | • |

393 DIGI PRO The Pocket Digital Bevel



16cm (6.3")



IP54

- Digital accuracy:
 - $\pm 0.1^\circ$ at level & plumb
 - $\pm 0.2^\circ$ at other angles
- LCD display with backlight
- Automatic digit inversion
- "False Zero" measurements
- Magnetic base








121 BAMBOO LEVEL



 1.10kg/m

- Durable wood, reinforced with heavy-duty aluminum frame
- Impact resistant, UV and fogging protected Solid Acrylic vials
- Manually calibrated vial pair for maximum accuracy
- Shock absorbing rubber end caps
- Easy-clean coating for best maintenance

| Inch | 24 | 48 |
|-----------|----|----|
| 121-41-XX | • | • |

| SPECIALTY LEVELS |  |  |  |  | ACCURATE  0.5mm/m |  |  |
|--------------------------|---|---|---|--|--|---|---|
| 985T TITIAN® | | • | • | • | • | | • |
| 905DG DIGIMAN® | • | • | • | • | • | • | • |
| 985DL CONTOR | | • | • | • | • | • | • |
| 985D | • | • | • | • | • | • | • |
| 773 DRYWALL LEVEL | • | • | • | | • | • | • |
| 770 EXODUS™ | | • | • | • | • | • | • |
| 992 DIGITAL BEVEL | | | • | | • | | |
| 103 INCLINOMETER | | • | • | | • | • | |
| 105 TOPGRADE™ | | • | • | | • | • | • |
| 104 DRAINAGE LEVEL | | • | • | • | • | | |
| 121 BAMBOO LEVEL | | | | • | | | |
| 393 Pocket Digital Bevel | | | | | | • | |

CAST LEVELS

950 SWIVEL PLUMB SITE® 18" (45 cm)

Saving you time with a 5X wider view of the Plumb site and the top-down view from any position



0.0005in/in. (0.5mm/m)

1.2kg

- 3 Solid acrylic epoxy locked vials, including:
 - 1 Swivel Plumb Site®
 - 1 Magnified Horizontal
 - 1 Vertical
- Accuracy: <0.0005 in/in (0.5mm/m)
- Milled surface
- Ultra-durable high pressure cast aluminum profile
- Oversized Shock-proof rubber end caps with anti-slip feature

Option

- Magnetic model: 950M

Patented

720 SUPERCAST™



0.0005in/in. (0.5mm/m)

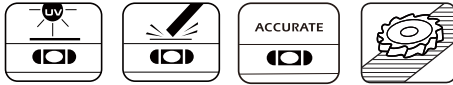
- 2 solid acrylic vials
- Milled surface
- Heavy-duty cast aluminum tapered (trapezoid) body
- Accuracy: < 0.0005 in/in. (0.5 mm/m)

Option

- Magnetic model: 723
- Adjustable horizontal vial on 12" and 32" lengths

| Inch | 12 | 16 | 24 |
|--------|------|------|------|
| Weight | 320g | 370g | 510g |
| 720-XX | • | • | • |

730 TOPCAST™



0.0005in/in. (0.5mm/m)

- 2 Solid acrylic vials, including:
 - 1 Horizontal
 - 1 Vertical
- Accuracy: <0.0005 in/in (0.5mm/m)
- Milled surface
- 2 Heavy-duty cast aluminum “anvil” strike pads
- Drill bit diameter gauge

| Inch | 16 | 24 | 32 |
|--------|------|------|------|
| Weight | 460g | 750g | 890g |
| 730-XX | • | • | • |

820 SUPERCASE™



0.0005in/in. (0.5mm/m)

- 3 Solid acrylic vials, including:
 - 1 Adjustable horizontal with gradient lines up to 2%
 - 2 Vertical
- Accuracy: <0.0005 in/in (0.5mm/m)
- 2 Milled surfaces
- Heavy-duty cast aluminum body

| Inch | 24 | 32 |
|--------|------|------|
| Weight | 790g | 990g |
| 820-XX | • | • |

920 SHARK®












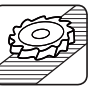
0.0005in/in. (0.5mm/m)

Patented

- 2 Solid acrylic vials, including:
 - 1 Plumb Site® Dual-View™ vial
 - 1 Epoxy locked horizontal vial with gradient lines up to 2%
 - Accuracy: <0.0005 in/in (0.5mm/m)
 - Milled surface
 - Heavy-duty cast aluminum tapered (trapezoid) body
 - Shock absorbing rubber “anvils”
- Option**
- Magnetic model: 920M

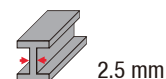
| Inch | 24 | 32 |
|-----------|------|------|
| Weight | 470g | 630g |
| 920-10-XX | • | • |



| CAST LEVELS |  |  |  |  |  |  0.5mm/m |  |  |  |
|------------------------|---|---|---|---|---|--|---|---|---|
| 930 SMARTCAST™ | | • | • | • | • | • | | | • |
| 720 SUPERCASE™ | | • | • | | | • | | • | • |
| 950 SWIVEL PLUMB SITE® | • | • | • | | • | • | • | • | • |
| 920 SHARK® | • | • | • | • | | • | | • | • |
| 730 TOPCAST™ | | • | • | | | • | | | • |
| 731 EIFFEL™ | | • | • | | | • | | | • |
| 820 SUPERCASE™ | | • | • | • | | • | | | • |

I-BEAM LEVELS

175 MAXPRO™ Professional I-Beam Level



- 3 Cylindrical vials:
 - 1 Horizontal vial with window for top-down view
 - 1 Vertical vial
 - 1 45° vial

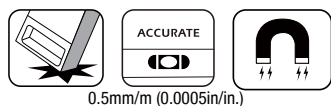
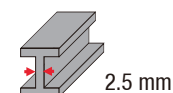
- V-groove base non magnetic version
- Accuracy: 1 mm/m (0.001"/")
- Heavy duty aluminum frame
- ABS handle
- Shock absorbing rubber end caps

Option

- Model 185: I-Beam with two milled surfaces

| Inch | 24 | 32 | 36 | 48 | 72 |
|-----------|----|----|----|----|----|
| 175-82-XX | • | • | • | • | • |

176 MAXPRO™ MAGNETIC Professional I-Beam Level



- 3 Cylindrical vials, including:
 - 1 Horizontal vial with window for top-down view
 - 1 Vertical vial
 - 1 45° Vial
- Magnetic strip

- Accuracy: 0.0005"/" (0.5 mm/m)
- Heavy duty aluminum frame
- ABS handle
- Shock-absorbing rubber end caps

| Inch | 24 | 32 | 36 | 48 | 72 |
|-----------|----|----|----|----|----|
| 176-82-XX | • | • | • | • | • |

170 SAMSON™ Contractor I-Beam Level



- 3 Cylindrical vials, including:
 - 1 Plumb Site® Dual-View™
 - 1 Horizontal
 - 1 Vertical
- Accuracy: < 0.001 in/in (1mm/m)
- 2 Milled surface (up to 120cm /48")
- Heavy-duty aluminum frame
- Ergonomic rubber handle
- Shock absorbing rubber end caps

Option

- Magnetic model: 170M
- 45° vial

| Inch | 24 | 48 | 72 |
|------------|----|----|----|
| 170-81-XX | • | • | • |
| 170-81-XXM | • | • | |
| 170-82-XX | • | • | |

150 I-BEAM LEVEL Quality I-Beam Level



- 3 Cylindrical vials, including:
 - 1 Plumb Site® Dual-View™ vial
 - 1 Horizontal
 - 1 Vertical vial
- V-groove for easy pipe leveling
- Sturdy aluminum frame

Option

- Magnetic model: 159
- Angle finder vial: 150-86













| Inch | 24 | 36 | 48 | 72 |
|-----------|----|----|----|----|
| 150-81-XX | • | • | • | • |
| 159-81-XX | • | | • | |

130 I-BEAM LEVEL Value I-Beam Level



- 2–3 Cylindrical vials, including: Vertical, horizontal and 45°
- base for pipe/conduit
- Comfortable hand grip
- ABS end caps

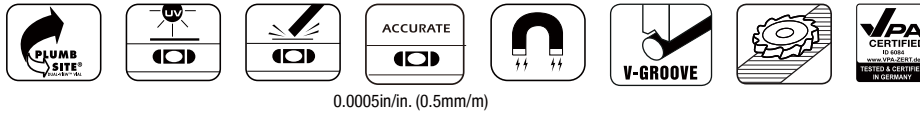
| Inch | 24 | 48 |
|-----------|----|----|
| 130-62-XX | • | • |

| I-BEAM LEVELS |  |  |  | ACCURATE  0.5mm/m |  |  |  |
|---|---|---|---|---|---|---|---|
| 175 MAXPRO™  | | | • | • | • | • | • |
| 176 MAXPRO™  | | | • | • | • | • | • |
| 170 SMSOM™  | • | | • | • | • | • | |
| 150 I-BEAM LEVEL  | • | • | | • | • | • | |
| 130 I-BEAM LEVEL  | | | | • | | • | • |



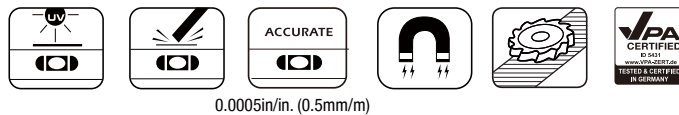
TOOLBOX LEVELS

923 CAST TORPEDO LEVEL 10" (25cm)



- 3 Solid acrylic vials, including:
 - Plumb Site® Dual-View™ vial
 - Epoxy locked horizontal vial
 - 45° Angle vial
- Accuracy: <0.0005 in/in (0.5mm/m)
- Milled surface with rare-earth magnets
- Heavy-duty cast aluminum body
- V-groove for pipes/conduit

724 CAST TOOLBOX LEVEL 10" (25cm)



- 2 Solid acrylic shockproof vials: horizontal & vertical
- Accuracy: < 0.0005 in/in (0.5mm/m)
- Milled surface
- Cast aluminum body

Options

- Magnetic model: 724M
- 12 Piece display
- With pouch: 724B



| Inch | 10 |
|------|----|
| 724 | • |
| 724M | • |
| 724B | • |



925 TOPCLASS Magnetic Billet Torpedo Level 10" (25cm)



 202g

- 4 Cylindrical vials , including:
 - Horizontal, vertical Plumb Site® Dual-View™ vial
 - 45° & 30°
- Ruler
- Electrical plug markers (71mm)
- Unique 45° bevel offset edge
- V-groove for pipe and conduit alignment
- CNC Milled surface
- Rare-earth magnets
- Hanging strap

926 PIPEMASTER Magnetic Electrician Billet Level w/No-Dog 6.5" (16cm)



 140g



- 4 Epoxy locked cylindrical vials , including:
 - Horizontal, vertical, 45°, 30°
- No-Dog for conduit and pipe
- Unique 30° and 45° bevel offset edge
- Precision machined solid anodized aluminum billet
- V-groove for pipe and conduit alignment
- CNC Milled surface
- Rare-earth magnets
- Hanging strap

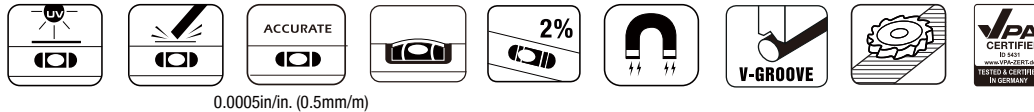
928 MAGNETIC TOPCLASS LASER Billet 8.5" (21cm)



 202g

- Laser pointer
- Laser range: 10m (30')
- 4 Cylindrical vials including:
 - Vertical vial with Plumb Site® Dual-View™
- Horizontal vial
- 30° & 45° vials
- V-groove
- Ruler
- CNC milled surface
- Rare-earth Magnets
- Tripod ready: 1/4"

771M TWIN™ Magnetic Heavy Duty Toolbox Level 6" (15cm) & 8" (20cm)



139g

- 2 Solid acrylic shockproof vials including:
 - 1 Vertical vial
 - 1 Magnified horizontal vial
- Magnetic V-groove base
- Accuracy: 0.0005"/" (0.5 mm/m)
- Hanging hole
- Option**
 - 12 Piece display

| Inch | 4 | 6 | 8 |
|-----------|---|---|---|
| Viales | 2 | 3 | 3 |
| 771-41X-X | • | • | |
| 771-42X-X | | • | • |

779T LEIOS 9" (23cm)



190g

- 3 solid Shockproof acrylic vials including:
 - 1 Magnified Horizontal vial with gradient lines up to 2%
 - 1 vertical vial
 - 1 45° vial
- Accurate to 0.5mm/m (0.0005in/in)
- Strong Aluminum Box Profile
- Shock absorbing Rubber endcaps
- Wall grip feature
- Strong magnets on milled base
- Option**
 - 10 Piece display

227 TORPEDO STAR PLUS 9" (23cm)



 100g



- 3 Cylindrical vials, including: Horizontal, vertical and 45°
- V-groove for pipes/conduit
- Magnetic base
- Rubber end caps

Option: 20 Piece display (p.94)

229 TORPEDO LEVEL 9" (23cm)



 90g



- 3 Cylindrical vials, including: Horizontal, vertical and 45°
- V-groove for pipe/conduit
- Magnetic base

Option

- 20 Piece display

929 TOOLBOX LEVEL 10" (25cm)






















 140g



- Aluminum skeleton reinforced body
- 3 Cylindrical vials, including: Horizontal, vertical and 45°
- Leveling ledge for tiles/sills
- Magnetic V-groove for pipe/conduit
- Sturdy aluminum frame and base

Option

- 15 Piece display

| TOOLBOX LEVELS | LENGHT cm (inch) |  |  |  |  |  | ACCURATE  0.5mm/m |  |  |
|---|------------------------|---|---|---|---|---|--|---|---|
| 935 OPTIVISION®  | 10" (25cm) | 472g | | • | • | • | • | • | • |
| 923 CAST TORPEDO  | 10" (25cm) | 269g | • | • | • | | • | • | • |
| 724 VALUE CAST  | 10" (25cm) | 220g | | • | • | | • | • | • |
| 925 TOPCLASS  | 10" (25cm) | 202g | • | • | | • | | • | |
| 926 PIPEMASTER  | 6.5" (16cm) | 140g | | | | • | | • | |
| 928 MAGNETIC TOPCLASS LASER  | 8.5" (21cm) | 202g | • | | | • | | • | |
| 779T  | 9" (23cm) | 190g | | • | • | • | • | • | • |
| 771 TWIN  | 4" (10cm) | 139g | | • | • | • | | • | • |
| 929 TOOLBOX  | 10" (25cm) | 140g | • | | | | | • | |
| 227 TOOLBOX  | 9" (23cm) | 100g | | | | • | | • | |
| 229 TOOLBOX  | 9" (23cm) | 90g | | | | | | • | |



POCKET LEVELS

771 TWIN™ 4" (10cm)

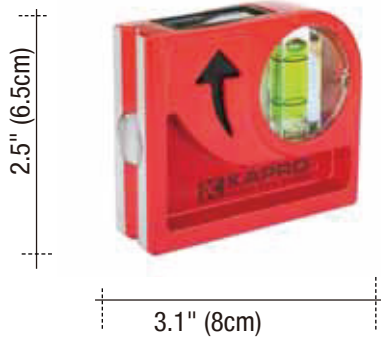


0.0005in/in. (0.5mm/m)



- 2 Solid acrylic shockproof vials, including:
 - 1 Vertical vial
 - 1 Magnified horizontal vial with gradient lines up to 2%
- Milled surface
- Magnetic V-groove base for pipe and conduit leveling
- Accuracy: 0.0005"/" (0.5mm/m)
- Carabiner (Option)

846 CYCLOPS™ The Magnetic Pocket Cast Level 3.1" (8cm)



10 piece display
23cm x 11cm x 12cm
9" x 4.3" x 4.7"



0.0005in/in. (0.5mm/m)

- 1 Solid acrylic Plumb Site® Dual-View™ vial
- Accuracy: <0.0005 in/in (0.5mm/m)
- 2 Finely milled surfaces with V-groove
- Durable cast aluminum body
- Rare-earth magnets
- 10 Piece display

| Inch | 3.1 |
|-------------|-----|
| 846 Carded | • |
| 846-Display | • |

246 HANDY LEVEL 4" (10cm)



| | |
|--------------|---|
| 246 Carded | • |
| 246M Carded | • |
| 246-Display | • |
| 246M-Display | • |



0.0005in/in. (0.5mm/m)




- 1 Solid shockproof acrylic vial
- Accuracy: <0.0005 in/in (0.5mm/m)
- Lightweight aluminum box profile
- Shockproof end caps

Option

- Magnetic model: 246M
- 10 Piece display

245 MINI LEVEL 4" (10cm)



- 2 cylindrical vials, including:
 - Horizontal
 - Angle finder Top-scroll adjuster
- Strong molded plastic casing
- Hanger hole

| POCKET LEVELS | | | ORIGINAL INNOVATION | | | ACCURATE 0.5mm/m | |
|----------------|--|------|---------------------|---|---|-------------------------|---|
| 946 SMARTY™ | | 173g | • | • | • | • | • |
| 846 CYCLOPS™ | | 120g | • | • | • | • | • |
| 771 TWIN 4" | | 137g | | • | • | • | • |
| 246 HANDY | | 80g | | • | • | • | • |
| 245 MINI LEVEL | | 45g | • | | | | |

POST & PIPE LEVELS

350 PIPE LEVEL 5 Piece Set



Weight: 166g

| Nominal Sizes | IPS Steel Stainless Steel PVC Plastic Inches/ mm | CTS Copper Inches/ mm | PP Plastic Inches/ mm |
|---------------|---|--------------------------|--------------------------|
| 1/2" | 1/2 15 | 3/4 20 | 1 25 |
| 3/4" | 3/4 20 | 1 25 | 1.3 32 |
| 1" | 1 25 | 1 1/4-1 1/2 32-40 | 1.57 40 |
| 1 1/4"-1 1/2" | 1 1/4-1 1/2 32-40 | — | 2 50 |
| 2" | 2 50 | — | 2.48 63 |

- 2 Cylindrical vials , including:
Horizontal and Vertical
- Sizes for standard metal and plastic pipes (see table)

Option

- Available in clip strip

340 POSTRITE® Folding Post Level



 220g



- 3 Cylindrical vials , including:
 - 2 Horizontal
 - 1 Vertical
- Folds closed & opens flat
- Click-lock every 15°
- Adjustable elastic strap for non-magnetic surfaces
- 4 Powerful magnets for metal surfaces
- Suitable for all posts, pipes and signs
- 6 Piece display

341 MINI POST LEVEL The Handy Post Level



 52g

- 3 Cylindrical vials , including:
 - 2 Horizontal
 - 1 Vertical
- Pre-cast holes for easy mounting with nails
- Adjustable elastic strap for non-magnetic surfaces

- 4 Powerful magnets for metal surfaces
- Suitable for all posts, pipes and signs

Option

- 12 Piece display



LINE & SURFACE LEVELS

440 LINE LEVELS



- Especially lightweight for line sag prevention
- V-groove for pipe work
- Handy pocket clip

Option

- 440 Available as a set with 20m (65') cord

441 LINE LEVELS



- Especially lightweight for line sag prevention
- Aluminum base

240 BULL'S EYE LEVEL



- Multipurpose level
- Pre-cast holes for easy attachment
- Sensitivity: 30arc/min

242 MAGNETIC CROSS LEVEL



- Multipurpose level
- Pre-cast holes for easy attachment
- 2 Cylindrical vials
- Magnetic

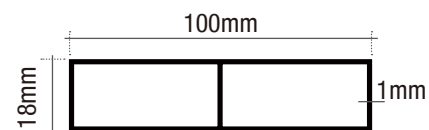
SCREEDS

Standard ruler lengths

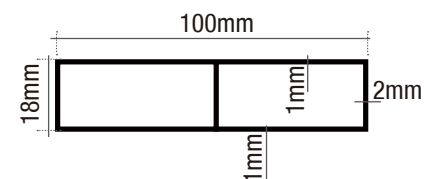
| | | | | | | | | |
|------------|-----|-----|-----|-----|-----|-----|-------|-----|
| Inch | 40 | 60 | 70 | 80 | 96 | 10' | 11.5' | 13' |
| Centimeter | 100 | 150 | 180 | 200 | 250 | 300 | 350 | 400 |

Tested for
straightness

Model 152 RECTANGULAR



Model 153 WITH HANDLES & VIALS

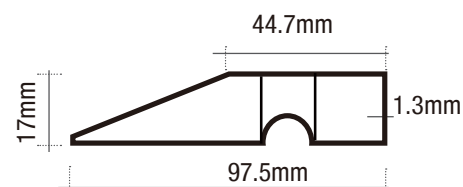


153-31: 2 Solid acrylic vials : horizontal and vertical

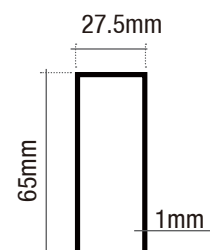
153-32:

- 2 vials horizontal and vertical
- 2 Easy to hold handles

Model 154 TRAPEZOIDAL



Model 155 SCREED



LEVEL SLEEVES & BAGS

PADDED BAG - 900 SERIES

Model:

99060 (60cm/24")

99066 (80cm/32")

99065 (100cm/40")

99061 (120cm/48")

99072 (180cm/72")



LONG PADDED BAG - 900 SERIES

24"(60cm) + 48" (120cm) + 72" (180cm)

Option: with 12" pouch



Model: 99105

SHORT PADDED BAG - 900 SERIES

24"(60cm) + 48" (120cm)

Option:

with 12" pouch



Models: 99107, 99104 (with pouch)

MULTI LEVEL BAG - 900 SERIES

2 X 48" (120cm) + 24"(60cm) & torpedo pouch



Model: 14428

PADDED SLEEVE - 900 SERIES

Models:

99021 (60cm/24")

99023 (120cm/48")

99024 (180cm/72")



Option:

Double padded sleeve 32" (90cm) + 48" (120cm)



Model: 99101

MULTI-LEVEL BAG - 700 SERIES

24" (60cm) + 48" (120cm) + 72" (180cm) & Torpedo



Model: 99099

PROTECTIVE SLEEVE - 700 SERIES

24" (60cm) + 48" (120cm)



Model: 99103



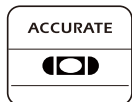
LAYOUT, MARKING & MEASURING

CUTTING-EDGE DESIGNS



Success begins with vision.

At Kapro, we transform great ideas into superbly crafted tools.



Precision

Solid acrylic vials are individually calibrated




Magnetic

Powerful magnet for accurate hands-free use

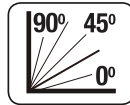


90° Angle



Milled Surface

Finely milled profile for extra accuracy



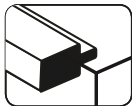
Angles

Variable angles for building and framing



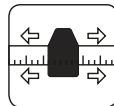
Lock

Lock mechanism



Ledge

Ledge support



Sliding

Sliding markers



chalk diaphragm

Clean chalk refill port




Retractable line level



Fast rewind mechanism



Ergonomic handle



End hook

Versatile attach to nails, ledges & tacks into drywall attachables to use

KAPRO TOOLS WITH VISION™

CHALK LINES

211 PLUMB BOB CHALK LINE Classic Design



Set: 211S

- Durable Easy Grip™ case
- All-in-one end hook: holds on nails, ledges and tacks into drywall
- Break-resistant & powder absorbent chalk line string
- Clean chalk refill – won't spill
- Wall mount & storage hanger
- 3oz (85g) Capacity
- 100' (30m) Line

Option

Set with 113g (4oz) red or blue chalk bottle (211S)



213 ERGONOMIC CHALK LINE Rubber "Nose" for Perfect String Tension




Set: 213S

- Ergonomic handle
- Rubber "nose" for perfect string tension
- All-in-one end hook: holds on nails, ledges and tacks into drywall
- Break-resistant & powder absorbent chalk line string
- Clean chalk refill – won't spill
- Wall mount & storage hanger

- 3oz (85g) Capacity
- 100' (30m) Line

Option

- Set with 4oz (113g) red or blue chalk bottle (213S)



214 SURE GRIP CHALK LINE & LEVEL



- Shockproof bi-material case
- “Sure grip” ergonomic handle
- Retractable line level clicks into chalk line
- **6X Faster rewind** & string lock mechanism
- All-in-one end hook: holds on nails, ledges and tacks into drywall
- Break-resistant & powder absorbent chalk line string
- Clean chalk refill – won't spill
- Wall mount & storage hanger
- 85g (3oz) Capacity
- 100' (30m) Line



201 ZINC CHALK LINE Plumb Bob Design

- Heavy-duty zinc body
- Doubles as a plumb bob
- Solid end hook: holds on nails and ledges
- Highly absorbent polyester chalk line string
- 30oz (85g) Capacity
- 100' (30m) Line



222 CHALK BOTTLES

Bottle volumes:

- 4 oz (113 g)
- 8 oz (226 g)
- 2.5 lb (1 Kg)
- 5 lb (2 Kg)

Colors:



- Blue
- Red



SQUARES & ANGLES

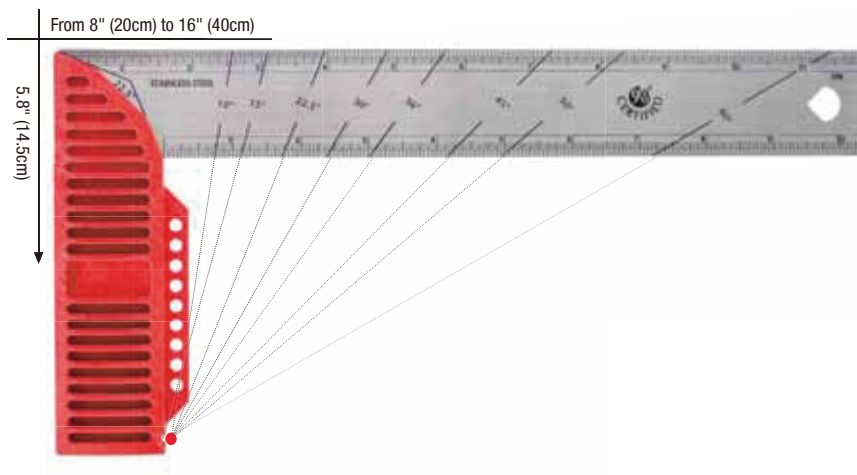
325 MAGNETIC LOCK COMBINATION SQUARE

- Ruler Length: 12" (30cm)
- Easy Grip™ magnet-held stainless steel scriber
- Heavy-duty zinc body
- Magnetic lock adjustment
- 5 Milled sides
- Permanently etched ruler markings (cm or in)
- Stainless steel blade
- Easy to read vial
- Heavy-duty cast zinc body
- Belt holster included



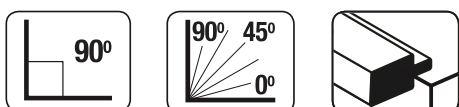
| | |
|------|----|
| Inch | 12 |
| 325M | • |

309 LEDGEN™ SQUARE

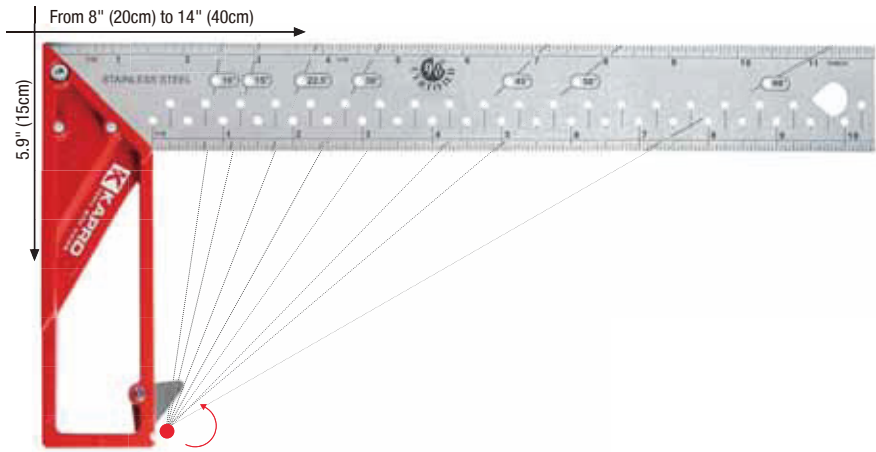


| | | |
|--------|---|----|
| Inch | 8 | 12 |
| 309-XX | • | • |

- Unique support ledge
- High-impact polymer handle
- Permanently etched stainless steel blade
- 22.5°, 45°, 67.5° and 90° angles for beveling and framing
- cm/in gradations
- Stainless steel blade
- Certified 90°
- Marking point

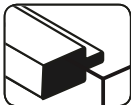
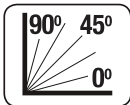
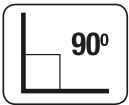


353 LEDGE-IT SQUARE The Holiest of Squares




- Certified 90° angle
- Aluminum cast handle
- Stainless steel ruler
- 3 Milled surfaces
- Two sided 30° cast-in handle platform
- Retractable metal ledge support
- Etched cm gradations
- Etchings and holes at 10°, 15°, 22.5°, 30°, 45°, 50° & 60° for beveling and framing
- Holes every cm to for fluid pencil marking
- Marking groove on handle
- Hanging hole

| Inch | 8 | 10 | 12 |
|--------|---|----|----|
| 353-XX | • | • | • |

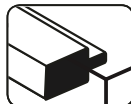
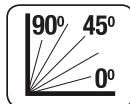
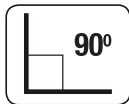


354 LEDGE-IT SQUARE Anodized aluminum blade



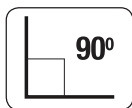
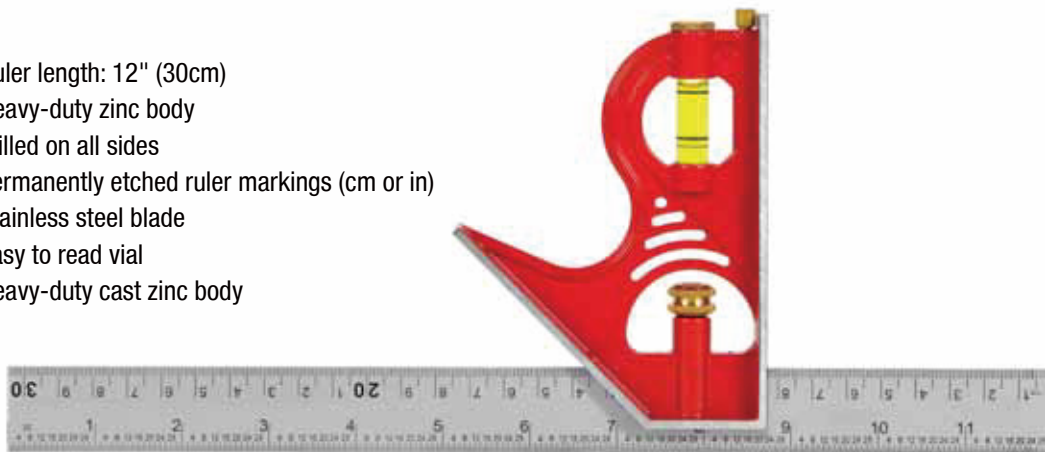
- 90° Certified
- Aluminum cast handle with 4 milled surfaces
- Anodized aluminum 1/8" blade with etched markings
- Retractable metal ledge support
- Etchings and holes at 10°, 22.5°, 30°, 45°, 50° & 60° (in 10" and 12")
- Parallel marking holes every 1/4", for accurate marking

| Inch | 8 | 10 | 12 |
|--------|---|----|----|
| 354-XX | • | • | • |




352 COMBINATION SQUARE 12"

- Ruler length: 12" (30cm)
- Heavy-duty zinc body
- Milled on all sides
- Permanently etched ruler markings (cm or in)
- Stainless steel blade
- Easy to read vial
- Heavy-duty cast zinc body



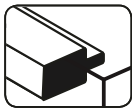
303 CERAMIC HOLE MARKER

- Fits all standard tile dimensions
- Two hole sizes (72mm, 32mm) for electrical outlets and pipes
- Half-hole for taking measurements after faucet installation
- Angle markings on handle – every 15°
- Durable PVC sliding ruler (inch/cm gradations)
- Strong fiberglass reinforced polymer handle
- Ergonomic screw lock
- 90° Wing for perfect accuracy, designed for work with spacers
- Easy-to-read vial



444 ERGOCAST™ RAFTER SQUARE 7"

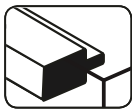
- Durable & lightweight Ergocast™ material
- Molded-in conversion tables
- Easy-to-read graduations
- Base enables easy marking and cutting




446 SPEEDY 7" & 12"

High Definition Anodized Rafter Square

- Solid Aluminum body for greater durability and accuracy
- Permanent laser graduations with easy to read numbers
- 0°- 90° Protractor scale



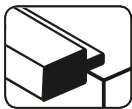
| Inch | 7 | 12 |
|--------|---|----|
| 446-XX | • | • |



446 SPEEDY TRIM SQUARE 4"

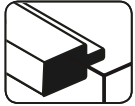
High Definition Anodized trim Square

- Anodized Aluminum body for greater durability and accuracy
- Laser etched, easy to read graduations
- 1/4 in. and 3/8 in. dual reference heel
- Milled edges for maximum accuracy




445 DIE-CAST ALUMINUM RAFTER SQUARE

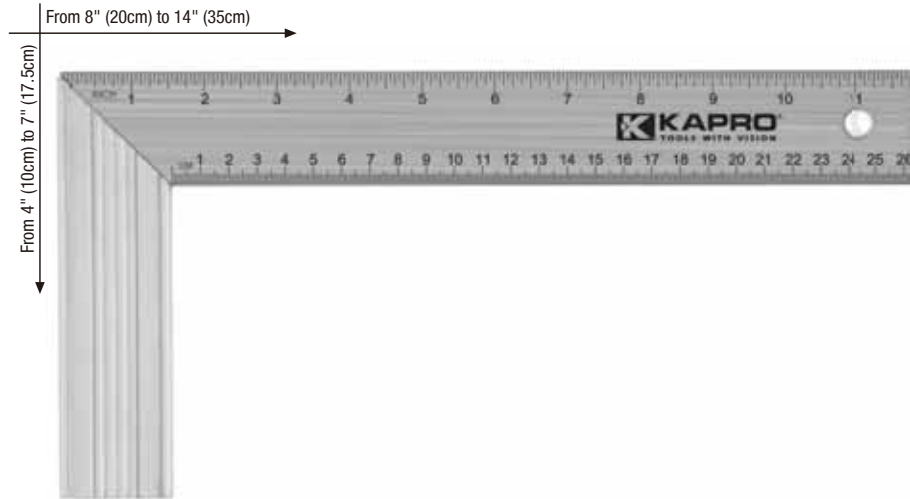
- Durable cast aluminum body
- Permanent etched markings 1/8" increments
- 0°-90° Protractor scale



| | | |
|--------|---|----|
| Inch | 7 | 12 |
| 445-XX | • | • |




307 TRY & MITRE SQUARE



- Solid riveted construction
- Permanently etched gradations (cm or in)
- Stainless steel non-corrosive tempered blade
- Certified 90°

| | | |
|------------|---|----|
| Inch | 8 | 12 |
| 307-XX-TMS | • | • |

305 FRAMING SQUARE



- Heavy duty painted steel frame
- Durable high visibility printing for all work conditions
- Complete conversion and rafter tables printed on reverse side

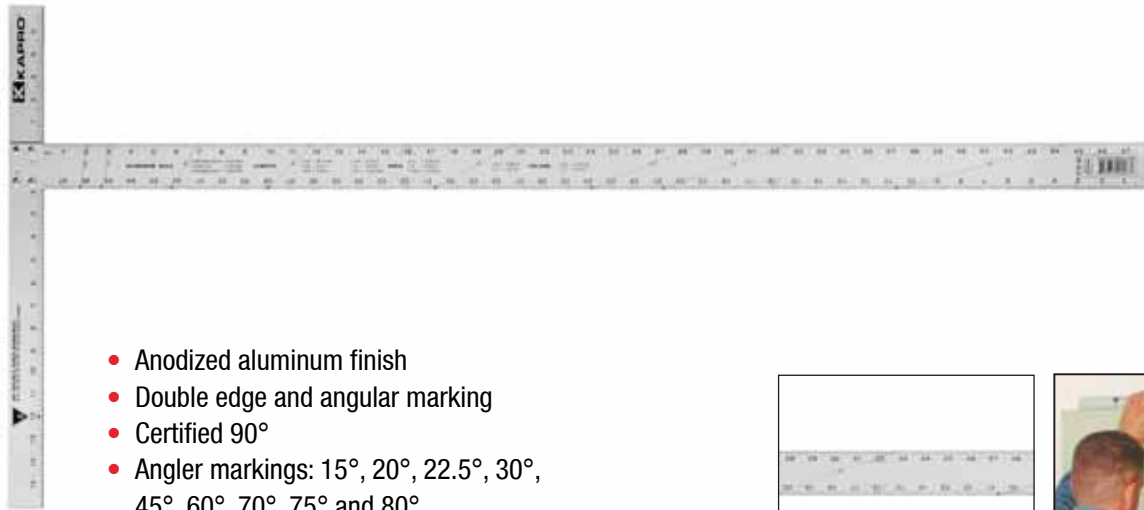
| | | |
|--------|----|----|
| Inch | 12 | 24 |
| 305-XX | • | • |

301 T-BEVEL

- Easy-to-read vial
- Built-in 3/16" (5mm) trim gauge on side and bottom
- Angle markings on handle
- Etched stainless steel blade and bolt
- Inch/cm gradations
- Tough rubber handle inserts



316 DRYWALL T-SQUARE





- Anodized aluminum finish
- Double edge and angular marking
- Certified 90°
- Angler markings: 15°, 20°, 22.5°, 30°, 45°, 60°, 70°, 75° and 80°

Available lengths:

- 36" (90cm)
- 48" (120cm)



| Inch | 36 | 48 |
|----------|----|----|
| 316-XX-T | • | • |



317 ADJUSTABLE T-SQUARE



- Anodized aluminum finish
- Sliding head adjust to any angle
- Folds for easy storage
- ABS end caps with ledge
- Double edge, heavy-duty blade
- Durable printed scale
- Etched angle markings
- Strong screw lock
- Length: 48" (120cm)



| | | |
|----------|----|----|
| Inch | 36 | 48 |
| 316-XX-A | • | • |

206 FOLDING RULER



- Unbreakable solid beech wood sections
- Multilayer surface treatment
- Milled ends on scale sections
- Lubricated steel locks & brass fittings
- Centimeter gradations

Available lengths

- 1m
- 2m

510 OPTIVISION™ MAGNETIC MEASURING TAPE

- Heavy duty double printed blade for horizontal and vertical reading
- Triple colored printing for quick & easy reading
- Nylon coated abrasion resistant
- Self-locking blade
- Push button retrieval

- Magnetic end hook (not on 3m)
- Sturdy belt clip
- Ergonomic design
- Impact resistant

Available lengths


| Model | | | |
|------------------|----|------|------|
| Imperial | | 16ft | 26ft |
| Imperial /Metric | 3m | 5m | 8m |



306 RULER




- Wear-resistant UV cured screen printing
- Printed scale accurate to 0.7mm/m
- Anodized aluminum
- Width: 3cm (1.2")

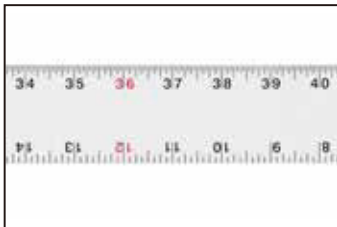


| | | |
|--------|----|----|
| Inch | 12 | 36 |
| 306-XX | • | • |

308 STRAIGHT EDGE



- Contractor grade
- Wear-resistant UV cured screen printing
- Printed scale accurate to 0.7mm/m
- Anodized aluminum
- Width: 5cm (2")




| | | |
|--------|----|----|
| Inch | 24 | 48 |
| 308-XX | • | • |

312 CUTTING EDGE



- Wear-resistant UV cured screen printing
- Printed scale accurate to 0.7mm/m
- Anodized aluminum
- Width: 6cm (2.4")



Standard ruler lengths

| | | | |
|--------|----|----|----|
| Inch | 24 | 36 | 48 |
| 312-XX | • | • | • |

313 MEASURE MATE The Ultimate Home-Improvement Tool



Level
Sturdy triangular
profile + 2 easy-
to-read vials



Align
Sliding markers:
set & transfer
measurements



Cut
Sliding knife guide:
safe & accurate



Center
Zero & center
point scales

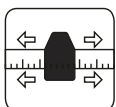


Place
Electrical & plumbingscale
for power sockets &
faucets




Grip
Nail gripper and drill
bit diameter gauge:
safe and easy nailing

| Inch | 12 | 24 | 32 | 48 |
|--------|----|----|----|----|
| 313-XX | • | • | • | • |



314 SET & MATCH® SYSTEM The Ultimate Layout and Marking Tool



Custom-build your own layout & marking tool in seconds!

Just “slide & lock” your choice of accessory for the perfect drywall, carpentry or multi-purpose laser tool.

- Patented Set & Match® Ruler
- 2 Cylindrical slide & lock vials
- Horizontal
- Vertical
- Non-slip foam backing

| | | |
|-------|----|----|
| Inch | 36 | 48 |
| 314-X | • | • |



314-89 Handle & Sliding Knife Guide

Auto-lock for a sure grip & spring-loaded sliding. Knife guides: slide along the ruler –lock in place. Doubles as a pencil guide. Prevents accidents.



314-90 T-Square

- Built in storage
- Magnetic bar for holding nails & screws



814 Laser line with stud finder

- Laser range 6m (20')
- 2 cylindrical vials
- Horizontal, Vertical or 45° lines
- “Click-in-place” lock
- Slide & lock level markers

630 TELESCOPIC ALUMINUM - GRADE ROD



- Height reading at eye level
- Solid construction maintains accuracy
- Easy to store

| | | | |
|--------|-------|----|----|
| 630-XX | Feet | 10 | 12 |
| | Meter | 3 | 4 |

660 OPEN REEL TAPES



- Heavy duty ABS case
- Open style for easy wash down
- Marking spike
- Stainless steel end-claw for distance anchoring
- Zero at end of hook

Available lengths

- 98.5' (30m)
- 164' (50m)



601 MEASURING WHEELS

- Lightweight durable telescopic handle
- Metric or imperial reading available

Available wheel diameters

- 4" (10cm)
- 12" (30cm)

650 LONG STEEL TAPE

- Long steel nylon coated tape 13mm wide
- Double printed, glare-free tape for easy reading
- Heavy duty ABS with TPR covered housing
- High speed tape retrieval (3:1 geared)
- Multi-purpose end hook
- Ergonomic handle



275S CARPENTER'S SHARPENER & PENCILS SET

- For all carpenter's pencils
- Available carded with pencil set
- Top quality
- Pencils won't crumble during sharpening



275 CARPENTER'S SHARPENER



NEW

NEW PRODUCTS

2024

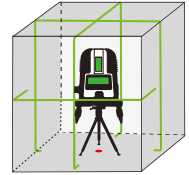


865G CROSSLIGHT™ MULTI LINE

Generates 5 Laser Lines 1 Horizontal And 4 Vertical

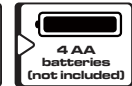
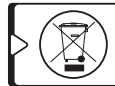
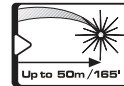


- Generates five laser lines (1 horizontal & 4 verticals) with intersection on the ceiling and on the wall + one plumb dot Self-leveling range $\pm 3^\circ$
- Laser indoor range: up to 30m (100')
- Laser outdoor range with detector : up to 60m (200')
- Accuracy: 0.3mm/m (0.0003"/")
- Manual mode for tilted marking
- Visual and audible "Out of level" warning
- Rechargeable lithium batte



INCLUDES:

- Laser target
- Lithium battery
- 2 charging cables
- Hard carry case

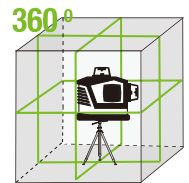


863G CROSSLIGHT™ 3D LASER

Three 360° Green Laser Beams


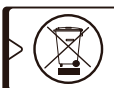


- One 360° horizontal plane and two 360° vertical planes
- Self-leveling up to 4°
- Indoor Range: up to 30m (100')
- Outdoor Range with detector: up to 60m (200')
- Manual mode for tilted layout
- Tripod-ready 1/4"
- Accuracy: $\pm 0.3\text{mm/m}$ ($\pm 1/6''$ @ 50')



INCLUDES:

- 2 x Lithium batteries
- Charger
- Adjustable magnetic wall bracket
- Bracket for reverse mounting
- Hard carry case

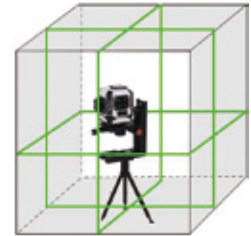


882G 3D 885G 4D GREEN LASER


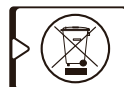
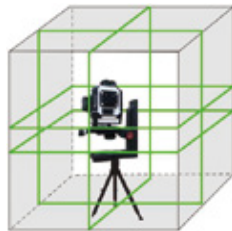
NEW


882G

- Working Distance: > 7m
- Working Temperature: -10~50°C
- Operating Environment: Indoor/outdoor
- Self-leveling Range: $\pm 3^\circ$
- Horizontal Accuracy: $\pm 1\text{mm}/5\text{m}$
- Vertical Accuracy: $\pm 1\text{mm}/5\text{m}$
- Right Angle Precision: $\pm 1\text{mm}/3\text{m}$
- Power Supply: 4 AA alkaline batteries or special lithium batteries
- Set screw joint: 1/4"



885G



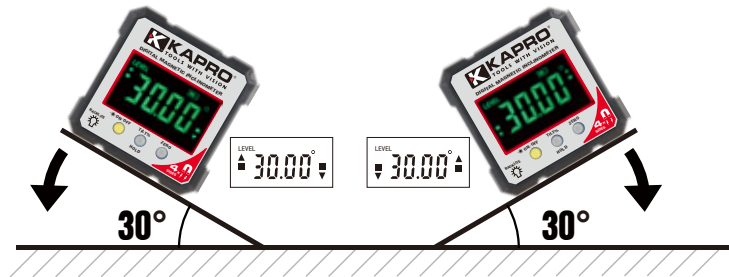
393L DIGI PRO

Digital Magnetic Inclinometer

NEW



- Measuring range: 4*90°
- Resolution: 0.05°
- Accuracy: $\pm 0.2^\circ$
- Repeatability: 0.1°
- Working temperature: -10 to 50
- Magnetized bottom makes various stick-on measurements simple and accurate
- Absolute zero measurement based on the level surface
- Power supply: 3.7V lithium battery




842G-A PACKAGE

Door And Window Installation Package

NEW



- Automatic leveling level
- Magnetic level
- Tape measure
- Angle square
- Rebound art knife
- Cross/slotted screwdriver
- Ball pen



886-38 TRIPOD

Tripod for Laser Level



- Lightweight tripod—up to 1.5 meter
- 5/8" thread
- Alignment vial

789 GENESIS™

Contractor Box Level



- 2 acrylic level bubbles (square or enlarged)
- Finish milling datum plane, length can reach 120cm
- Accuracy: 0.5mm/m
- With vertical two-way window, shockproof soft end cover
- Optional magnetic model: 789-40PM
- Length: 30/40/50/60/80/90/100/120cm

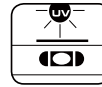


732 CAST LEVEL

NEW



- Two-way vertical window
- Finish milling datum plane
- Rubber cushion for back shock absorption
- Accuracy: 0.5mm/m
- Length: 60cm



394 BAR FORM LEVELS

NEW



- Length: 15/20/30cm
- Accuracy: 0.02mm/m
- Aluminum plastic box packaging

395 SQUARE LEVELS

NEW



- Length: 15/20/30cm
- Accuracy: 0.02mm/m
- Finishing die-casting ruler body
- Horizontal and vertical V-grooves
- Aluminum plastic box packaging

509 TAPE MEASURE

NEW



- Nylon coated
- Shockproof rubber
- Length: 3/5/7.5m



511 MAGNETIC MEASURING TAPE

NEW



- Optivision™ highly visible 3 color, 2 sided print
- Double Nylon Anti-Tare coating
- Long lasting SuperBlade mechanism
- Extra strong 1kg./ 2.2Lb. lift Magnetic End-hook
- High Impact ABS/PC reinforced frame
- No-slip design for optimal grip
- SuperBlade™ is certified for 100hr continuous operation under sand and salt water spray.
- Lengths: 5m*32



520 ELECTRONIC DIGITAL CALIPER

NEW



- Repeatability: 0.01mm or 0.0005"
- Maximum measuring speed: 1.5m/sec or 60"/sec.
- Measuring system: Non-contact linear CAP measuring system
- Display: LCD display, minus sign "-", character in 6.35mm/0.25" height for 5 digits, small digit "5" and "IN" sign for inch measuring unit.
- Battery: SR44/LR44.
- Low battery warning by flashing display.
- Lengths: 150/200/300mm

10 SCREWDRIVER

NEW



- Ergonomic handle
- Durable tool bar
- Magnetic screwdriver
- Torque reinforcement hole at the end of handle

Specifications:

- Phillips Screwdriver PH1*100mm
- Phillips Screwdriver PH2*125mm
- Flat Screwdriver 5*100mm
- Flat Screwdriver 6*125mm




304 FRAMING SQUARE

NEW




- Stainless steel material
- Length: 15/30cm, 25/50cm



3081 FRAMING SQUARE

NEW



- Alumina material
- Cm/angle hole for easy marking
- Length: 25/30/40cm
- Width: 40mm
- Thickness: 3mm



261 CARPENTER'S PENCIL

NEW



- Length 17.6cm
- Smoothy HB Barrel Pencil



- Top quality & no crumbling
- 12 pieces/set

254 KNIFE

NEW

- Lockable blade
- Ergonomic design
- Automatic safety rebound (18H)

- Blade suspension design
- Screws for flat blade sheath
- Blade: 9/18/25mm



25mm
black blade
Automatic
locking

18mmH
black blade
Automatic
rebound

18mm
black blade
Automatic
locking

9mm
black blade
Automatic
locking



254-09K
(white edge)



254-18K
(white edge)



254-25K
(white edge)



254-09KB
(black blade)



254-18KB
(black blade)



254-25KB
(black blade)

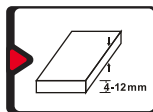
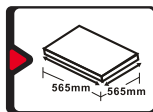
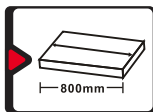
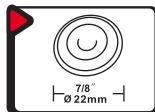


319 PROFESSIONAL TILE CUTTER

NEW



- Extended solid handle compression rod
- 22mm visual cutter wheel
- 80mm closed linear bearing
- Block magnet adsorption device
- Solid double guide rod and frame integrated structure
- Alloy scale
- Diagonal 600*600mm cutting



258 ERGONOMIC DRYWALL CARRIER

NEW




1. Comfortably carry drywall panels while keeping your muscles and back safe.
2. 2 spacers (1cm) to raise the panel for standard installation and handles for quick retraction after installation and storage.

403B TOOL KIT

NEW



- Size: Length 32cm, Width 15cm, Height 35.5cm
- Weight: 0.81kg
- Shell Fabric: Oxford





www.kapro.cn