

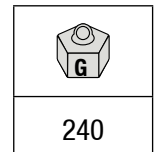


929 Toolbox Level 10" (25cm) Tough Internal Aluminum Frame

Patented

FEATURES

- Plumb Site® Dual-View™ vial
- 3 easy-to-read vials (horizontal, vertical, 45°)
- Leveling ledge for tiles/sills
- V-groove magnetic strip
- Tough internal aluminum frame and base










www.kapro.com



Available in 15 piece display

929 Toolbox Level 10" (25cm) Tough Internal Aluminum Frame

		 unit	 in/cm	 ft ³ /m ³	 lb/kg	 EAN	 UPC
929-32	10" (25cm)	10 units	8.6" x 4.3" x 3.9" 22 x 11 x 10cm	0.08 ft ³ 0.002 m ³	3.2 lb 1.5 kg	7396327303126	739632730312
929-32 display	15 unit display	15 units	11.8" x 9.8" x 11" 30 x 25 x 28cm	0.74 ft ³ 0.02 m ³	8.3 lb 4.5 kg		

